































"Ventilation **Art**"



















	JAXIF3 F300 Axial Jet Fan	11
	JAXIF4 F400 Axial Jet Fan	12
	JRADF3 F300 Centrifugal Jet Fan	13
	JRADF4 F400 Centrifugal Jet Fan	14
	AXI Axial Pressurization Fan	15
	TAXIF3 F300 Axial Smoke Exhaust Fan	19
	TAXIF4 F400 Axial Smoke Exhaust Fan	23
	PAXI Axial Fan With Ex-proof Motor	27
	HAXI Axial Box Fan	31
	DAXI Belt Driven Axial Fan	35
	BAXI Bifurcated Axial Fan	39
	GAXI Mobile Axial Fan	43
	AXIP Wall Mounted Axial Fan With Plastic Blades	45
	CAXI Roof Mounted Horizontal Discharge Axial Fan	49
	CTAXIF3 Roof Mounted Hor. Dis. F300 Smoke Exhaust Fan	53

	CTAXIF4 Roof Mounted F400 Smoke Exhaust Fan	57
	CAXIDIK Roof Mounted Vertical Discharge Axial Fan	61
	KMF Mixed Flow Fans	64
	SOF Evaporator and Cooler Fan	65
	AXIS Axial In-line Duct Fan	67
	DAXIS Wall-Mounted Axial Fan	69
	KDAXIS Wall-Mounted Axial Fan With Square Body	71
	KAP Mixed Flow Plastic In-line Fan	73
	KAF Mixed Flow Plastic In-line Fan	75
	RAD Centrifugal In-line Circular Duct Fan	77
	REC Centrifugal In-line Rectangular Duct Fan	81
	CUB Centrifugal In-line Prismatic Shaped Circular Duct Fan	85
	DREC Cent. In-line Rectangular Duct Fan Motor Out Of Air	87
	MEF Kitchen Exhaust Fan	89
	HMEF Kitchen Exhaust Box Fan	93

Content



	KASP Box Type Kitchen Exhaust Fan With Active Carbon Filters	95
	HASP Box Fan	97
	EC-CRAD Roof Mounted Horizontal Discharge EC Motor Fan	101
	CRAD Roof Mounted Horizontal Discharge Centrifugal Fan	103
	CRADIK Roof Mounted Vertical Discharge Centrifugal Fan	107
	MRAD Roof Mount. Horizontal Dis. Cent. Fan Motor Out Of Air	111
	DRAD Roof Mount. Horizontal Dis. Cent. Fan Motor Out Of Air	113
	DRADIK Roof Mounted Vertical Dis. Cent. Fan Motor Out Of Air	115
	SAL Single-Inlet Centrifugal Fan	117
	KAZ Single-Inlet Centrifugal Fan With Aluminium Body	121
	IGK Heat Recovery Unit	123
	SHU Shelter Ventilation Unit	127
	FFU Fan Filter Unit	131
	FFUH Fan Filter Unit With HEPA Filter	133
	HTUY Floor Type Air Cleaning Unit	135



Content

**HTUT**

Ceiling Type Air Cleaning Unit

137

**HFFU**

Hygienic Fan Filter Unit

139

**BAF**

Bathroom Fan

141

**SEF**

Silent Bathroom Fan

143

**YUF**

Circular Bathroom Fan

145

**CFD-VFD**

Fan Control Units

147

**DISC VALVES**

Disc Valves

149

**SER**

Greenhouse Fan

150

**TAV**

Poultry Fan

151

**CIRCULAR DUCT ACCESSORIES**


Circular Duct Accessories

153

**SOUND ATTENUATOR**

Duct Type Attenuators

154

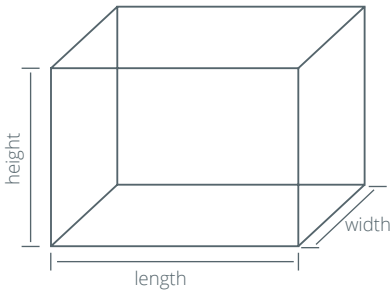


Content



► PRACTICAL INFORMATION

VENTILATING CALCULATIONS



- Volume (V)= width(a)x length(b)x height(h)
Flow Rate= V x k
k: Air change rate

For a simple ventilating calculation first the volume of the subject place is calculated. Then the volume is multiplied with the air change rate to find flow rate. The air flow rate changes regarding to the subject place. Air change rate for different places are given in the table below.

There should be 30 to 60 m³/h fresh air per person in the subject place. By multiplying number of people with the amount of fresh air needed per person we can calculate the total amount of fresh air needed in the subject place.

► AIR CHANGE RATE TABLE

PLACE	AIR CHANGE RATE	PLACE	AIR CHANGE RATE
Bank	8 - 10	Laboratory	4 - 6
Paint Shop	30 - 60	Restaurant	6 - 10
Laundry	20 - 30	Office	6 - 10
Class	6 - 10	Parking Lot	9 - 10
Foundry	20-30	Industrial Kitchen	15 - 20
Wedding Hall	10 - 15	Cinema	10 - 15
Warehouse for Meat and Egg	10 - 20	Gym	8 - 10
Domestic Kitchen	10 - 15	Theatre	10 - 15
Factory	6 - 10	Meeting Hall	6 - 10
Hospital	4 - 6	Restroom	10 - 15
Cafe	10 - 12	Swimming Pool	20 -30
Residence	1 - 2		

CALCULATION OF AIR DUCT CROSS SECTION

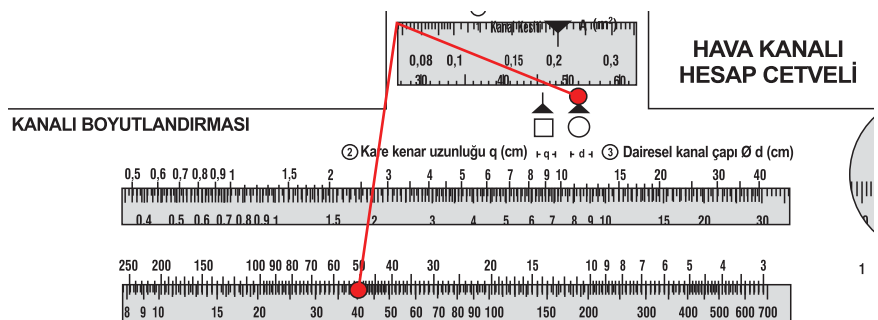
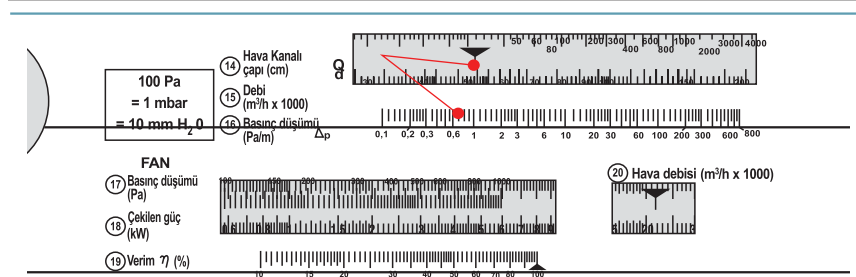
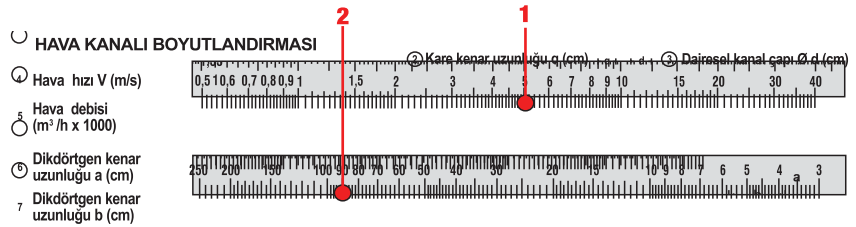
There are two ways of calculating air duct cross section

1-VELOCITY METHOD

In this method velocity of the air through air ducts are estimated. This velocity starts at 6 m/s at the outlet of the unit and drops down to 3 m/s in comfortable applications. On the air duct calculator, we make the flow rate and velocity marks that we choose meet. In this example when 10000 m³/h flow rate meets with 5 m/s velocity which gives us cross section of 90 cm x 60 cm. In air ducts the width to height ratio cannot be bigger than 3 to 1.

2- EQUIVALENT FRICTION LOSS METHOD

In this method the pressure loss for every meter of air duct is determined and diameter of the duct is calculated with regard to this pressure loss. The pressure loss can be between 0.70 Pa/m to 1 Pa/m. In this example for 4000 m³/h flow rate and 0.70 Pa/m pressure loss the diameter of air duct should be 52 cm. On the other side of the calculator we can determine that the rectangular air duct with the cross section 50 cm x 40 cm is equal to a 52 cm diameter circular air duct. We can apply this method through all air ducts.

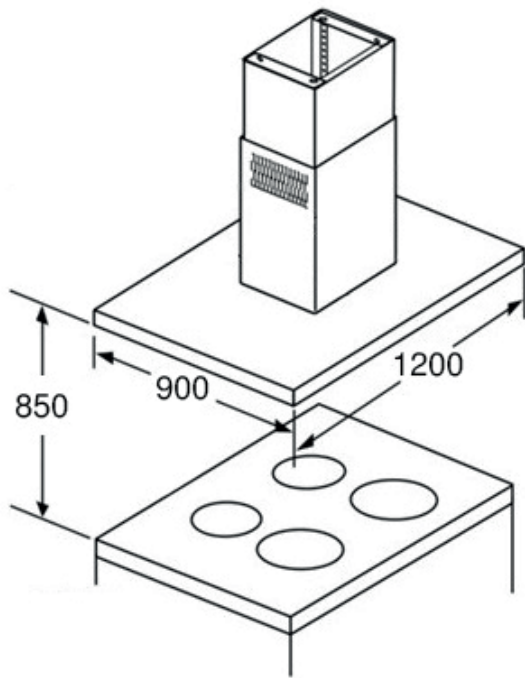


PRACTICAL INFORMATION

COOKING HOOD FAN CALCULATIONS

In this method, open sides of the hood and the distance it has from the work surface are used to calculate the minimum air flow required.

**Flow Rate= The length of Hood That Can Suck Air
x The Distance from The Work Surface x Catching
Speed**



Calculation of the minimum flow rate for the hood above is as follows;

**The length of Hood That Can Suck Air =
 $900+900+1200+1200 = 4200 \text{ mm} = 4,2 \text{ m}$**

**The Distance from The Work Surface = 850 mm =
0,85 m**

Catching Speed = 0,15 m/s (Accepted Value)

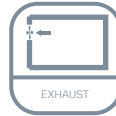
Flow Rate = $4,2 \text{ m} \times 0,85 \text{ m} \times 0,15 \text{ m/s} \times 3600 \text{ s/h}$

Flow Rate = 1928 m³/h

This flow rate is the minimum possible and it doesn't include other equipments and ventilation systems in the kitchen.

► JAXI - Axial Jet Fan - F300

Jet fans are designed to be used at underground parking lots. They are more efficient than duct system where the air has to go through ducts and will lose power because of friction.



MOTOR INSULATION CLASS	H CLASS
MOTOR PROTECTION CLASS	IP 54-IP 55
MOTOR EFFICIENCY CLASS	IE1-IE2
MOTOR ENCLOSURE TYPE	TEAO
MOTOR BRAND	WEG-WAT
BODY MATERIAL	GALVANIZED SHEET METAL
BODY COATING	NONE
IMPELLER MATERIAL	ALUMINIUM
DUTY CYCLE	IEC Duty Cycle-S1
WORKING TEMPERATURE	-20 - +50 °C
STANDARDS	IEC-60335-2-80, ISO 1940-1

MODEL	FLOW RATE (m³/h)	AIR SPEED (m/s)	THRUST FORCE (N)	REVOLUTION (rpm)	MOTOR POWER (kW)	NOISE LEVEL (dB(A)-1m)
JAXI 315	2.320 - 4.640	8,3 - 16,6	6 - 24	1.450 - 2.900	0,20 - 0,80	71 - 85
JAXI 355	3.360 - 6.720	9,4 - 18,8	10 - 40	1.450 - 2.900	0,37 - 1,50	74 - 87
JAXI 400	4.835 - 9.670	10,7 - 21,4	17 - 68	1.450 - 2.900	0,50 - 2,20	76 - 90
JAXI 450	6.745 - 13.490	11,8 - 23,6	26 - 104	1.450 - 2.900	0,80 - 3,10	79 - 93
JAXI 500	8.950 - 17.900	12,7 - 25,4	38 - 152	1.450 - 2.900	1,10 - 4,40	81 - 95

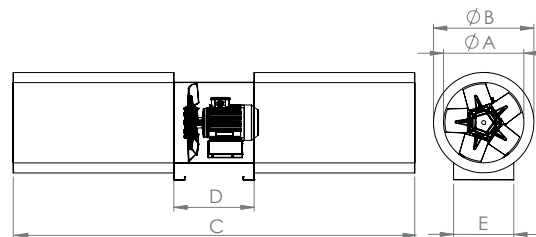
OPTIONS



DEFLECTOR

- SYSTEM AUTOMATION
- BI-DIRECTIONAL FAN
- CFD ANALYSIS

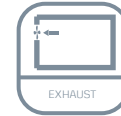
DRAWING



MODEL	A (mm)	B (mm)	C (mm)	D (mm)	E (mm)
JAXI 315	315	415	2000	400	300
JAXI 355	355	455	2000	400	330
JAXI 400	400	500	2000	400	350
JAXI 450	450	550	2000	400	450
JAXI 500	500	600	2000	400	450

► JAXI - Axial Jet Fan - F400

Jet fans are designed to be used at underground parking lots. They are more efficient than duct system where the air has to go through ducts and will lose power because of friction.



MOTOR INSULATION CLASS	H CLASS
MOTOR PROTECTION CLASS	IP 54-IP 55
MOTOR EFFICIENCY CLASS	IE1-IE2
MOTOR ENCLOSURE TYPE	TEAO
MOTOR BRAND	WEG-WAT
BODY MATERIAL	GALVANIZED SHEET METAL
BODY COATING	NONE
IMPELLER MATERIAL	ALUMINIUM
DUTY CYCLE	IEC Duty Cycle-S1
WORKING TEMPERATURE	-20 - +50 °C
STANDARDS	IEC-60335-2-80, ISO 1940-1

MODEL	FLOW RATE (m³/h)	AIR SPEED (m/s)	THRUST FORCE (N)	REVOLUTION (rpm)	MOTOR POWER (kW)	NOISE LEVEL (dB(A)-1m)
JAXI 315	2.320 - 4.640	8,3 - 16,6	6 - 24	1.450 - 2.900	0,20 - 0,80	71 - 85
JAXI 355	3.360 - 6.720	9,4 - 18,8	10 - 40	1.450 - 2.900	0,37 - 1,50	74 - 87
JAXI 400	4.835 - 9.670	10,7 - 21,4	17 - 68	1.450 - 2.900	0,50 - 2,20	76 - 90
JAXI 450	6.745 - 13.490	11,8 - 23,6	26 - 104	1.450 - 2.900	0,80 - 3,10	79 - 93
JAXI 500	8.950 - 17.900	12,7 - 25,4	38 - 152	1.450 - 2.900	1,10 - 4,40	81 - 95

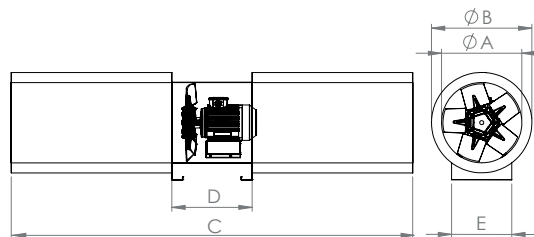
OPTIONS



DEFLECTOR

- SYSTEM AUTOMATION
- BI-DIRECTIONAL FAN
- CFD ANALYSIS

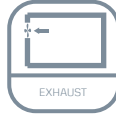
DRAWING



MODEL	A (mm)	B (mm)	C (mm)	D (mm)	E (mm)
JAXI 315	315	415	2000	400	300
JAXI 355	355	455	2000	400	330
JAXI 400	400	500	2000	400	350
JAXI 450	450	550	2000	400	450
JAXI 500	500	600	2000	400	450

► JRAD - Centrifugal Jet Fan - F300

Centrifugal Jet Fans can be used when there is height issue in the parking lots.



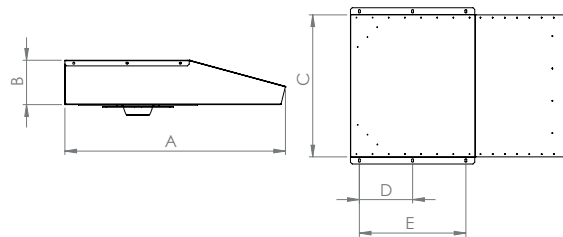
MOTOR INSULATION CLASS	H CLASS
MOTOR PROTECTION CLASS	IP 54-IP 55
MOTOR EFFICIENCY CLASS	IE1-IE2
MOTOR ENCLOSURE TYPE	TEAO
MOTOR BRAND	WEG-WAT
BODY MATERIAL	GALVANIZED SHEET METAL
BODY COATING	NONE
IMPELLER MATERIAL	GALVANIZED SHEET METAL
DUTY CYCLE	IEC Duty Cycle-S1
WORKING TEMPERATURE	-20 - +50 °C
STANDARDS	IEC-60335-2-80, ISO 1940-1

MODEL	FLOW RATE (m³/h)	AIR SPEED (m/s)	THRUST FORCE (N)	REVOLUTION (rpm)	MOTOR POWER (kW)	NOISE LEVEL (dB(A)-1m)
JRAD 50	2.850 - 5.760	10,0 - 20,0	13 - 50	750 - 1500	0,30 - 1,20	38 - 54
JRAD 70	3.500 - 7.009	12,2 - 24,4	19 - 70	750 - 1500	0,55 - 2,20	43 - 58
JRAD 90	3.800 - 7.641	13,3 - 26,6	25 - 90	750 - 1500	0,55 - 2,20	46 - 62

OPTIONS

- SYSTEM AUTOMATION
- CFD ANALYSIS

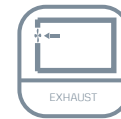
DRAWING



MODEL	A (mm)	B (mm)	C (mm)	D (mm)	E (mm)
JRAD 50	1215	250	800	300	600
JRAD 70	1300	300	840	300	600
JRAD 90	1300	300	840	300	600

► JRAD - Centrifugal Jet Fan - F400

Centrifugal Jet Fans can be used when there is height issue in the parking lots.



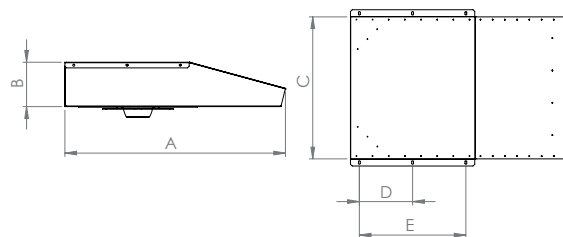
MOTOR INSULATION CLASS	H CLASS
MOTOR PROTECTION CLASS	IP 54-IP 55
MOTOR EFFICIENCY CLASS	IE1-IE2
MOTOR ENCLOSURE TYPE	TEAO
MOTOR BRAND	WEG-WAT
BODY MATERIAL	GALVANIZED SHEET METAL
BODY COATING	NONE
IMPELLER MATERIAL	GALVANIZED SHEET METAL
DUTY CYCLE	IEC Duty Cycle-S1
WORKING TEMPERATURE	-20 - +50 °C
STANDARDS	IEC-60335-2-80, ISO 1940-1

MODEL	FLOW RATE (m³/h)	AIR SPEED (m/s)	THRUST FORCE (N)	REVOLUTION (rpm)	MOTOR POWER (kW)	NOISE LEVEL (dB(A)-1m)
JRAD 50	2.850 - 5.760	10,0 - 20,0	13 - 50	750 - 1.500	0,30 - 1,20	38 - 54
JRAD 70	3.500 - 7.009	12,2 - 24,4	19 - 70	750 - 1.500	0,55 - 2,20	43 - 58
JRAD 90	3.800 - 7.641	13,3 - 26,6	25 - 90	750 - 1.500	0,55 - 2,20	46 - 62

OPTIONS

- SYSTEM AUTOMATION
- CFD ANALYSIS


DRAWING



MODEL	A (mm)	B (mm)	C (mm)	D (mm)	E (mm)
JRAD 50	1215	250	800	300	600
JRAD 70	1300	300	840	300	600
JRAD 90	1300	300	840	300	600

► AXI - Axial Pressurization Fan

Axial Pressurization Fans are used in staircases, elevator shafts and other needs for pressurization. It can be used in high volume-low pressure systems.



MOTOR INSULATION CLASS	F CLASS
MOTOR PROTECTION CLASS	IP 55
MOTOR EFFICIENCY CLASS	IE3
MOTOR ENCLOSURE TYPE	TEFC
MOTOR BRAND	GAMAK-VOLT-WAT
BODY MATERIAL	GALVANIZED SHEET METAL
BODY COATING	NONE
IMPELLER MATERIAL	ALUMINIUM
DUTY CYCLE	IEC Duty Cycle-S1
WORKING TEMPERATURE	-20 - +50 °C
STANDARDS	IEC-60335-2-80, ISO 1940-1



MODEL	VOLTAGE (V)	FREQUENCY (Hz)	POWER (kW)	REVOLUTION (rpm)	FLOW RATE (m³/h)	NOISE LEVEL (dB(A))
AXI 400-5-25	380	50	0,37	1450	2.895	66
AXI 450-5-25	380	50	0,55	1456	4.180	69
AXI 500-5-25	380	50	0,55	1453	5.845	72
AXI 560-5-25	380	50	0,75	1466	8.150	75
AXI 630-5-30	380	50	1,10	1465	13.480	80
AXI 710-5-30	380	50	1,50	1472	19.210	83
AXI 800-5-30	380	50	2,20	1459	25.560	85
AXI 800-5-35	380	50	3,00	1463	30.940	89
AXI 900-5-35	380	50	4,00	1471	39.250	90
AXI 900-5-40	380	50	5,50	1472	44.635	93
AXI 1000-5-40	380	50	7,50	1478	54.570	94
AXI 900-8-40	380	50	11,00	1454	46.200	94
AXI 1000-8-40	380	50	15,00	1456	62.250	97
AXI 1000-8-45	380	50	18,50	1458	69.070	99
AXI 1120-8-40	380	50	22,00	1471	86.620	100
AXI 1120-8-45	380	50	30,00	1474	95.270	102

Values are for 0 Pa.

OPTIONS



GRILL

SUPPORT FEET

FLANGE

CONNECTOR

RUBBER PAD

SPRING

PANEL

OTHER OPTIONS



Electro-static Powder Coating With Any RAL Color



Aluminium or Plastic Blades



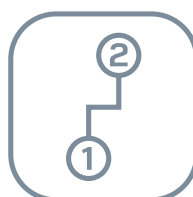
Custom Production For Any Flowrate and Pressure



System Automation

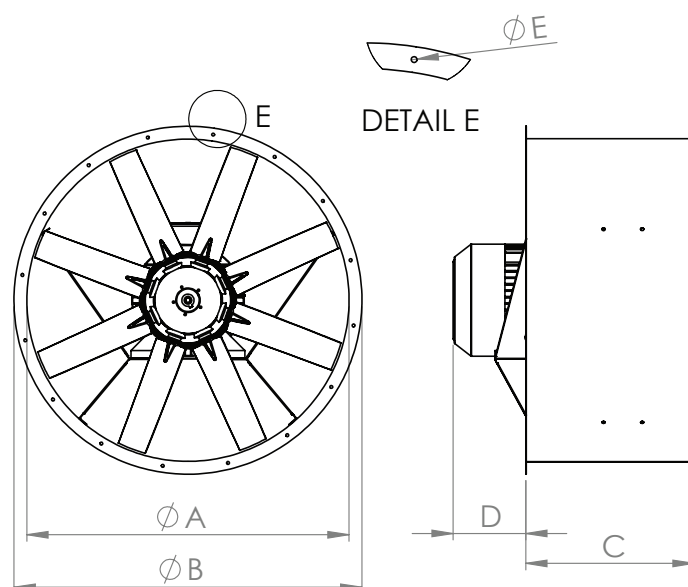


5, 8, 12 and 16 Blades Options



Two Speed Motor Option

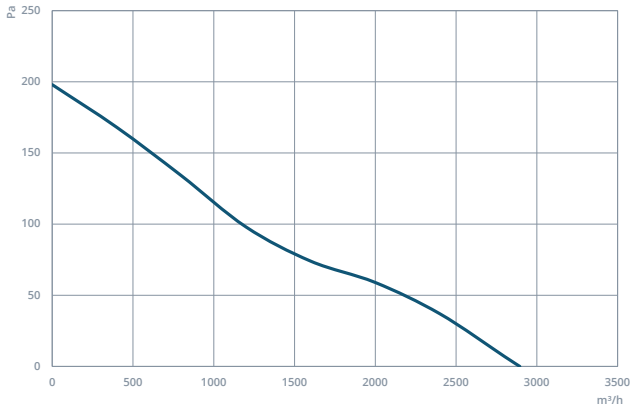
DRAWING



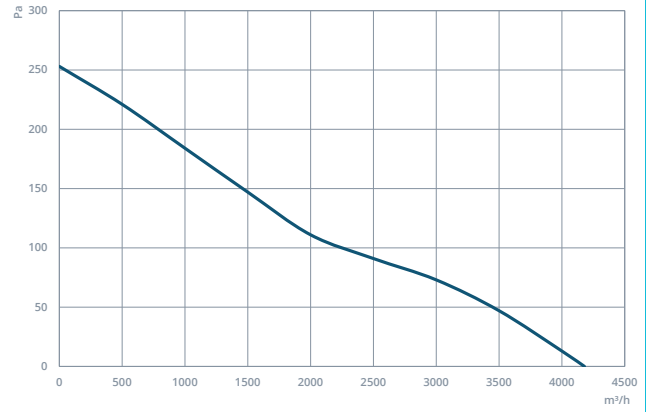
MODEL	A (mm)	B (mm)	C (mm)	D (mm)	E (mm)	N (Number of Holes)
AXI 400-5-25	400	480	320	30	11	8
AXI 450-5-25	450	530	320	50	11	8
AXI 500-5-25	500	580	320	70	11	8
AXI 560-5-25	560	640	320	60	11	12
AXI 630-5-30	630	710	420	45	11	12
AXI 710-5-30	710	790	420	25	11	12
AXI 800-5-30	800	880	420	50	11	16
AXI 800-5-35	800	880	420	50	11	16
AXI 900-5-35	900	980	520	0	11	16
AXI 900-5-40	900	980	520	35	11	16
AXI 1000-5-40	1000	1080	520	150	11	16
AXI 900-8-40	900	980	520	75	11	16
AXI 1000-8-40	1000	1080	520	180	11	16
AXI 1000-8-45	1000	1080	520	250	11	16
AXI 1120-8-40	1120	1200	520	250	11	16
AXI 1120-8-45	1120	1200	520	300	11	16

PERFORMANCE CURVES

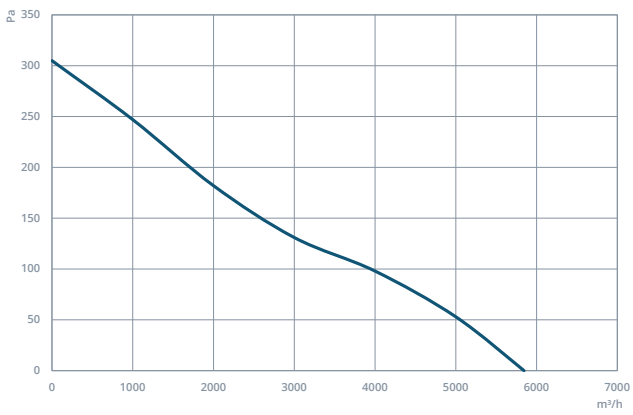
AXI 400-5-25



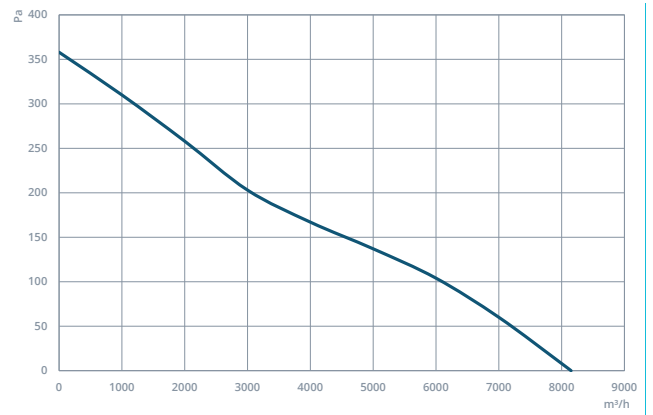
AXI 450-5-25



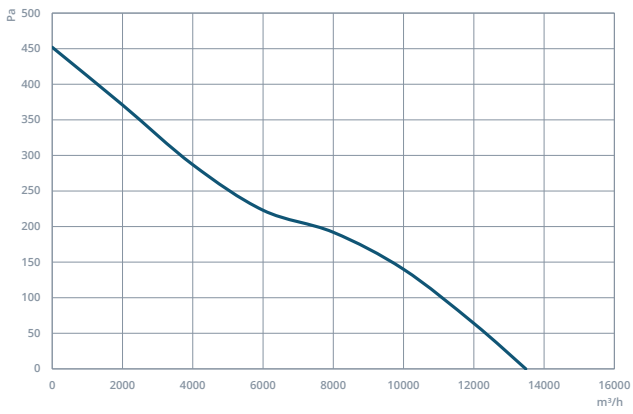
AXI 500-5-25



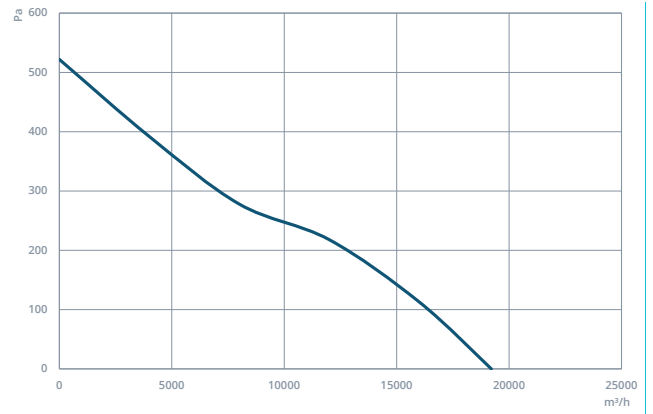
AXI 560-5-25



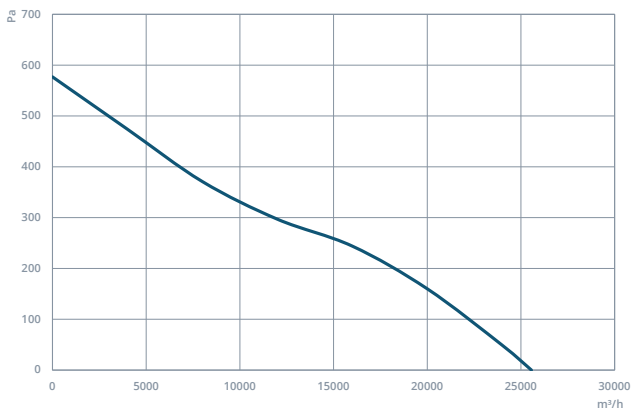
AXI 630-5-30



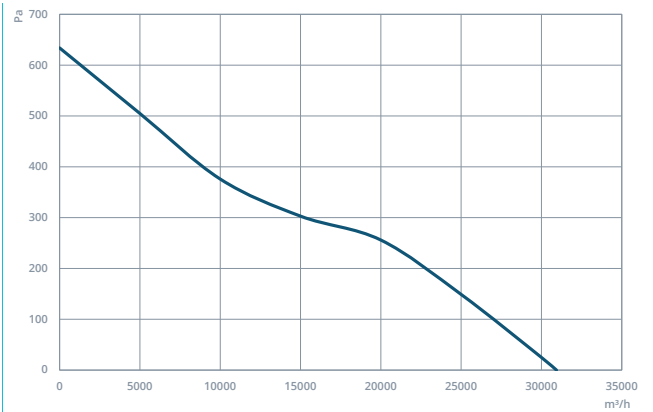
AXI 710-5-30



AXI 800-5-30

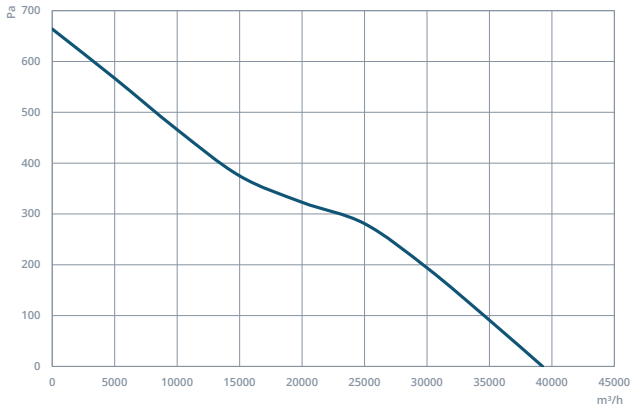


AXI 800-5-35

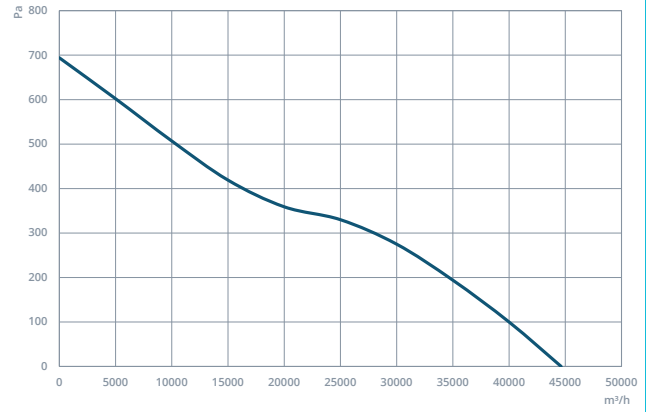


PERFORMANCE CURVES

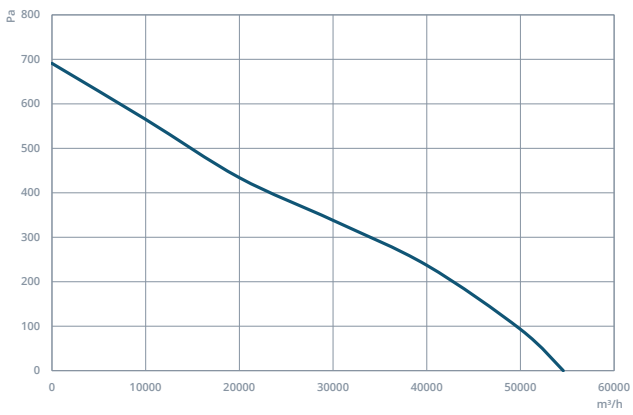
AXI 900-5-35



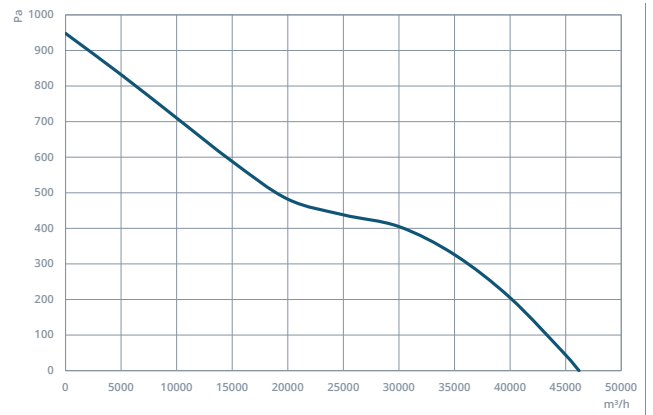
AXI 900-5-40



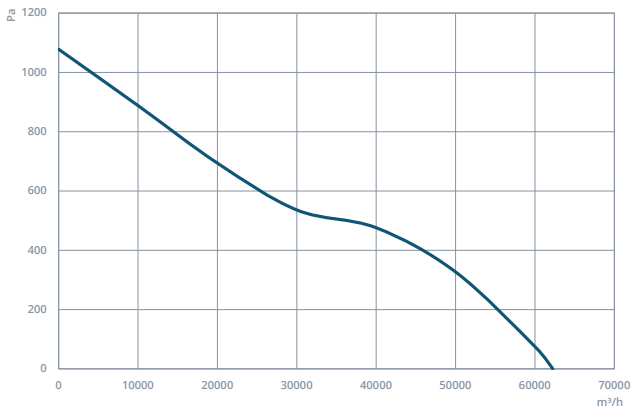
AXI 1000-5-40



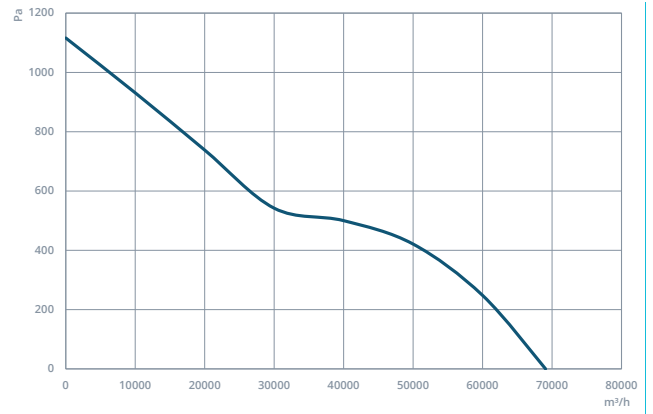
AXI 900-8-40



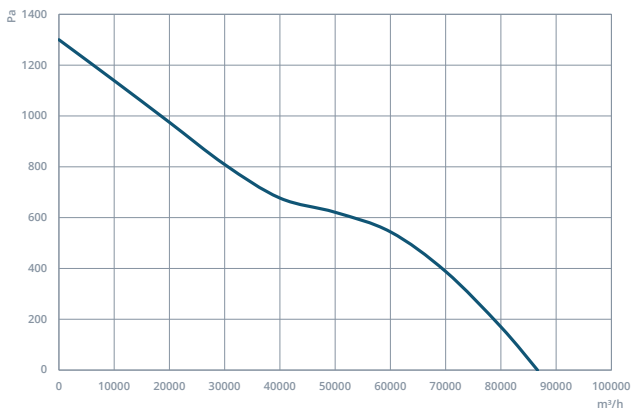
AXI 1000-8-40



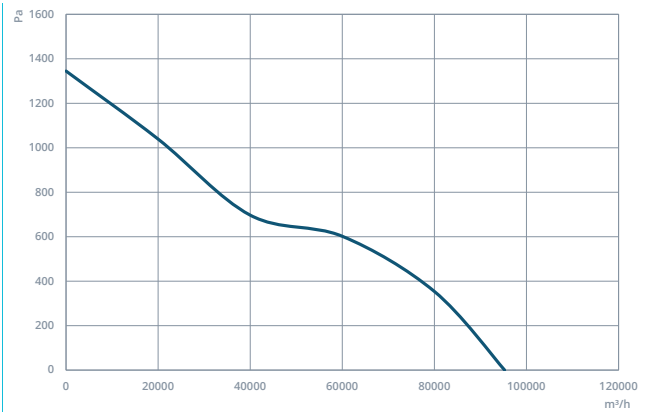
AXI 1000-8-45



AXI 1120-8-40

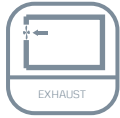


AXI 1120-8-45



► TAXI - Axial Smoke Exhaust Fan - F300

Axial Smoke Exhaust Fans can keep working for two hours at 300 °C and in combination with Jet Fans can be used to extract smoke from parking lots in case of fire.



MOTOR INSULATION CLASS	H CLASS
MOTOR PROTECTION CLASS	IP 54-IP 55
MOTOR EFFICIENCY CLASS	IE1-IE2
MOTOR ENCLOSURE TYPE	TEAO
MOTOR BRAND	WEG-WAT
BODY MATERIAL	GALVANIZED SHEET METAL
BODY COATING	NONE
IMPELLER MATERIAL	ALUMINIUM
DUTY CYCLE	IEC Duty Cycle-S1
WORKING TEMPERATURE	-20 - +50 °C
STANDARDS	IEC-60335-2-80, ISO 1940-1



MODEL	VOLTAGE (V)	FREQUENCY (Hz)	POWER (kW)	REVOLUTION (rpm)	FLOW RATE (m³/h)	NOISE LEVEL (dB(A))
TAXI 450-5-25	380	50	0,55	1.456	4.180	69
TAXI 500-5-25	380	50	0,55	1.453	5.845	72
TAXI 560-5-25	380	50	0,75	1.466	8.150	75
TAXI 630-5-30	380	50	1,10	1.465	13.480	80
TAXI 710-5-30	380	50	1,50	1.472	19.210	83
TAXI 800-5-30	380	50	2,20	1.459	25.560	85
TAXI 800-5-35	380	50	3,00	1.463	30.940	89
TAXI 900-5-35	380	50	4,00	1.471	39.250	90
TAXI 900-5-40	380	50	5,50	1.472	44.635	93
TAXI 1000-5-40	380	50	7,50	1.478	54.570	94
TAXI 900-8-40	380	50	11,00	1.454	46.200	94
TAXI 1000-8-40	380	50	15,00	1.456	62.250	97
TAXI 1000-8-45	380	50	18,50	1.458	69.070	99
TAXI 1120-8-40	380	50	22,00	1.471	86.620	100
TAXI 1120-8-45	380	50	30,00	1.474	95.270	102

Values are for 0 Pa.

OPTIONS



GRILL



SUPPORT FEET



FLANGE



CONNECTOR



RUBBER PAD

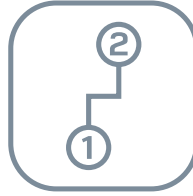


SPRING

OTHER OPTIONS



Custom Production For Any Flowrate and Pressure



Two Speed Motor Option

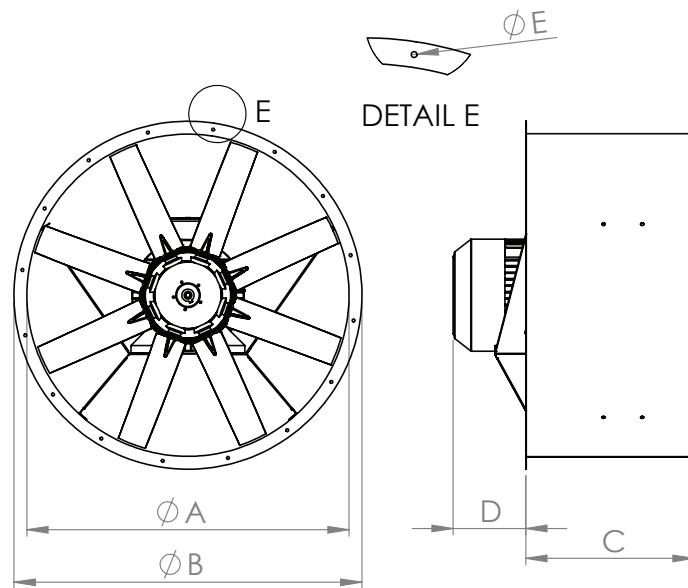


5, 8, 12 and 16 Blades Options



System Automation

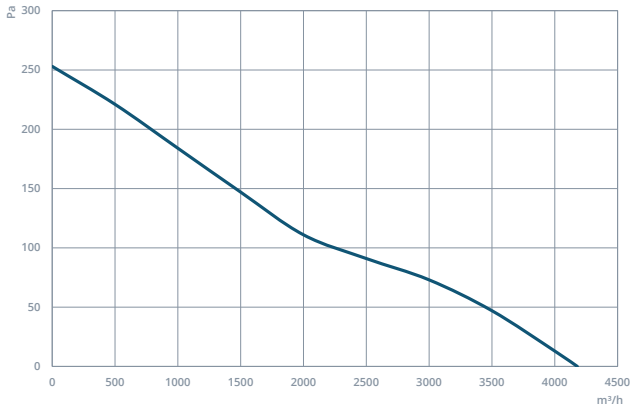
DRAWING



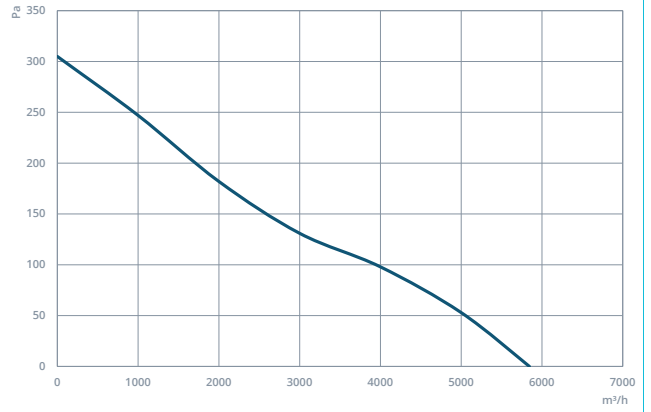
MODEL	A (mm)	B (mm)	C (mm)	D (mm)	E (mm)	N (Number of Holes)
TAXI 450-5-25	450	530	320	50	11	8
TAXI 500-5-25	500	580	320	70	11	8
TAXI 560-5-25	560	640	320	60	11	12
TAXI 630-5-30	630	710	420	45	11	12
TAXI 710-5-30	710	790	420	25	11	12
TAXI 800-5-30	800	880	420	50	11	16
TAXI 800-5-35	800	880	420	50	11	16
TAXI 900-5-35	900	980	520	0	11	16
TAXI 900-5-40	900	980	520	35	11	16
TAXI 1000-5-40	1000	1080	520	150	11	16
TAXI 900-8-40	900	980	520	75	11	16
TAXI 1000-8-40	1000	1080	520	180	11	16
TAXI 1000-8-45	1000	1080	520	250	11	16
TAXI 1120-8-40	1120	1200	520	250	11	16
TAXI 1120-8-45	1120	1200	520	300	11	16

PERFORMANCE CURVES

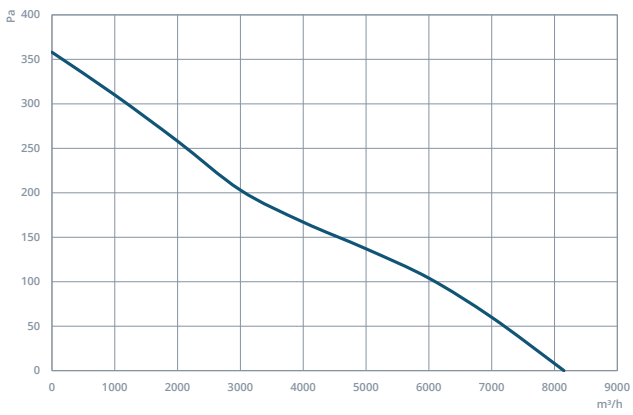
TAXI 450-5-25



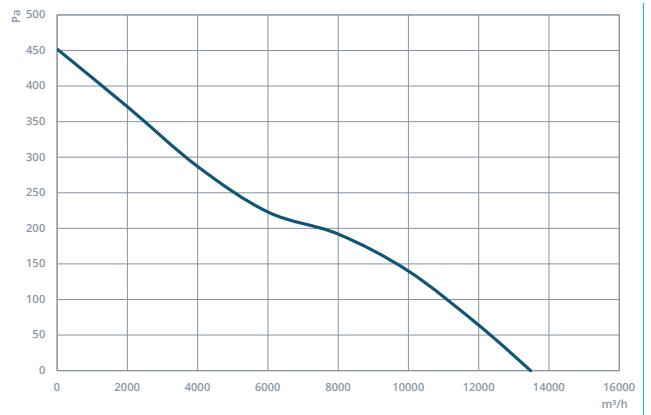
TAXI 500-5-25



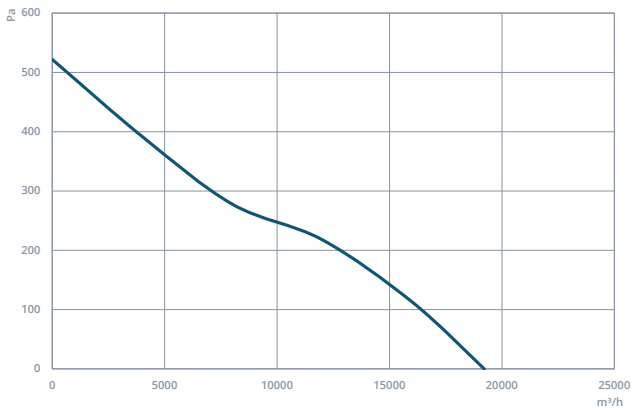
TAXI 560-5-25



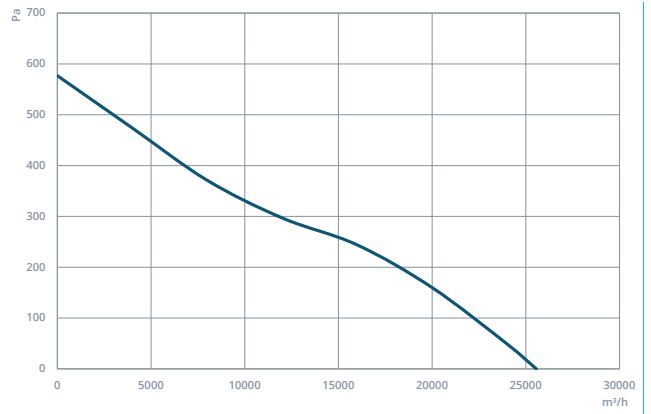
TAXI 630-5-30



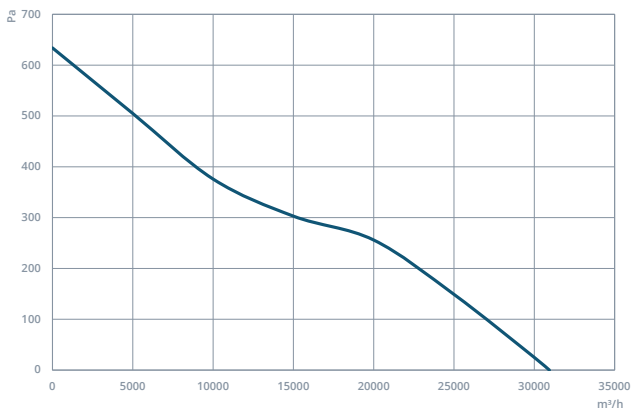
TAXI 710-5-30



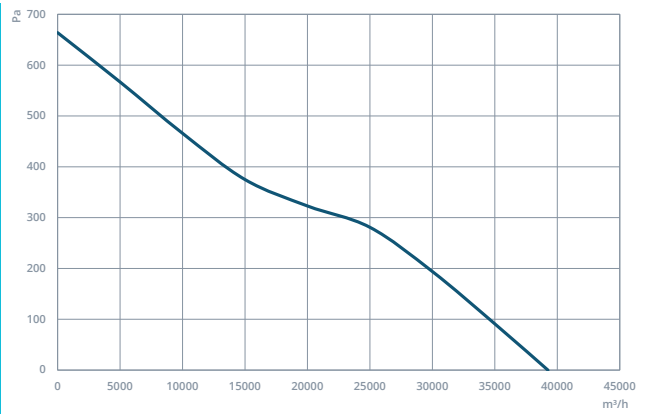
TAXI 800-5-30



TAXI 800-5-35

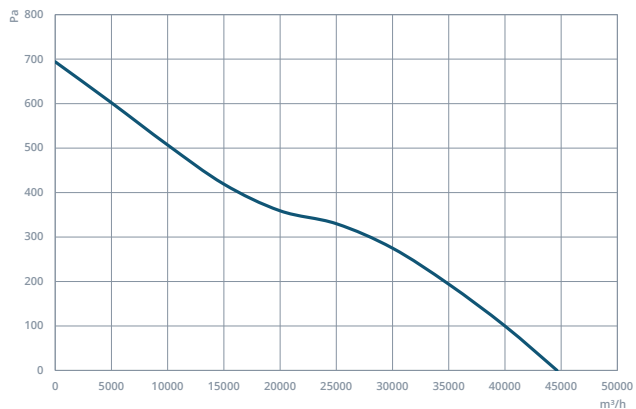


TAXI 900-5-35

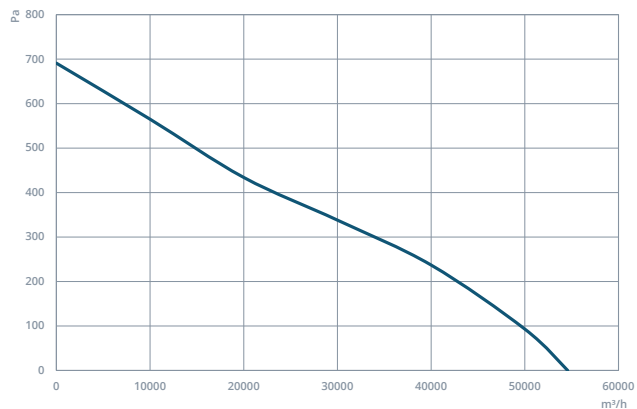


PERFORMANCE CURVES

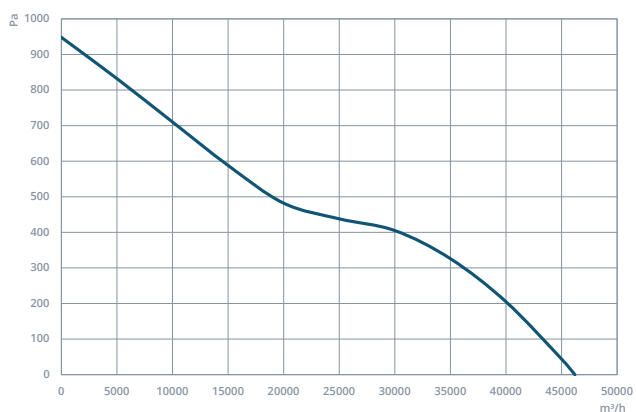
TAXI 900-5-40



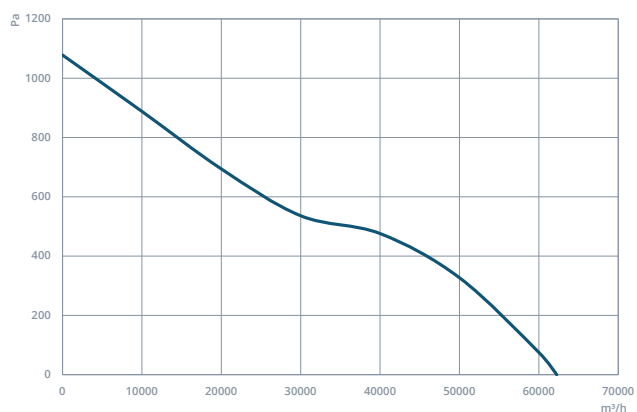
TAXI 1000-5-40



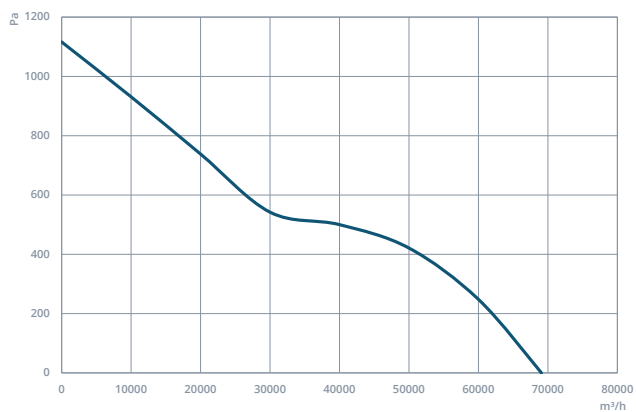
TAXI 900-8-40



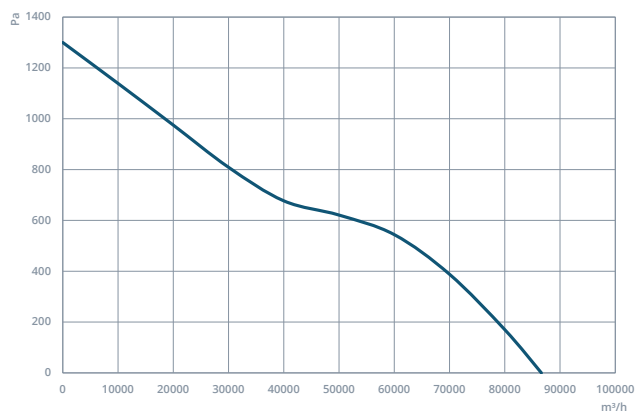
TAXI 1000-8-40



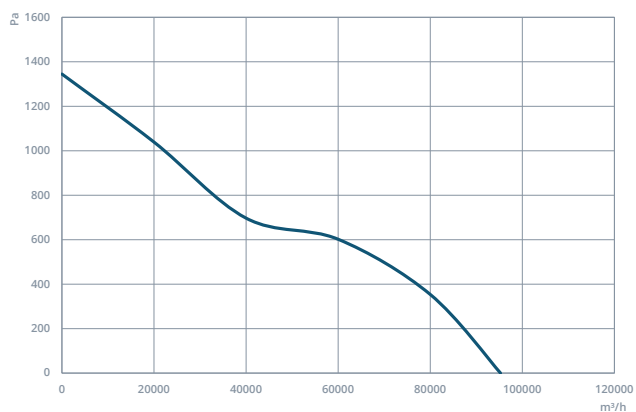
TAXI 1000-8-45



TAXI 1120-8-40

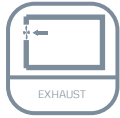


TAXI 1120-8-45



► TAXI - Axial Smoke Exhaust Fan - F400

Axial Smoke Exhaust Fans can keep working for two hours at 400 °C and in combination with Jet Fans can be used to extract smoke from parking lots in case of fire.



MOTOR INSULATION CLASS	H CLASS
MOTOR PROTECTION CLASS	IP 54-IP 55
MOTOR EFFICIENCY CLASS	IE1-IE2
MOTOR ENCLOSURE TYPE	TEAO
MOTOR BRAND	WEG-WAT
BODY MATERIAL	GALVANIZED SHEET METAL
BODY COATING	NONE
IMPELLER MATERIAL	ALUMINIUM
DUTY CYCLE	IEC Duty Cycle-S1
WORKING TEMPERATURE	-20 - +50 °C
STANDARDS	IEC-60335-2-80, ISO 1940-1



MODEL	VOLTAGE (V)	FREQUENCY (Hz)	POWER (kW)	REVOLUTION (rpm)	FLOW RATE (m³/h)	NOISE LEVEL (dB(A))
TAXI 450-5-25	380	50	0,55	1.456	4.180	69
TAXI 500-5-25	380	50	0,55	1.453	5.845	72
TAXI 560-5-25	380	50	0,75	1.466	8.150	75
TAXI 630-5-30	380	50	1,10	1.465	13.480	80
TAXI 710-5-30	380	50	1,50	1.472	19.210	83
TAXI 800-5-30	380	50	2,20	1.459	25.560	85
TAXI 800-5-35	380	50	3,00	1.463	30.940	89
TAXI 900-5-35	380	50	4,00	1.471	39.250	90
TAXI 900-5-40	380	50	5,50	1.472	44.635	93
TAXI 1000-5-40	380	50	7,50	1.478	54.570	94
TAXI 900-8-40	380	50	11,00	1.454	46.200	94
TAXI 1000-8-40	380	50	15,00	1.456	62.250	97
TAXI 1000-8-45	380	50	18,50	1.458	69.070	99
TAXI 1120-8-40	380	50	22,00	1.471	86.620	100
TAXI 1120-8-45	380	50	30,00	1.474	95.270	102

Values are for 0 Pa.

OPTIONS



GRILL



SUPPORT FEET



FLANGE



CONNECTOR



RUBBER PAD

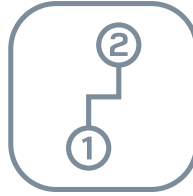


SPRING

OTHER OPTIONS



Custom Production For Any Flowrate and Pressure



Two Speed Motor Option

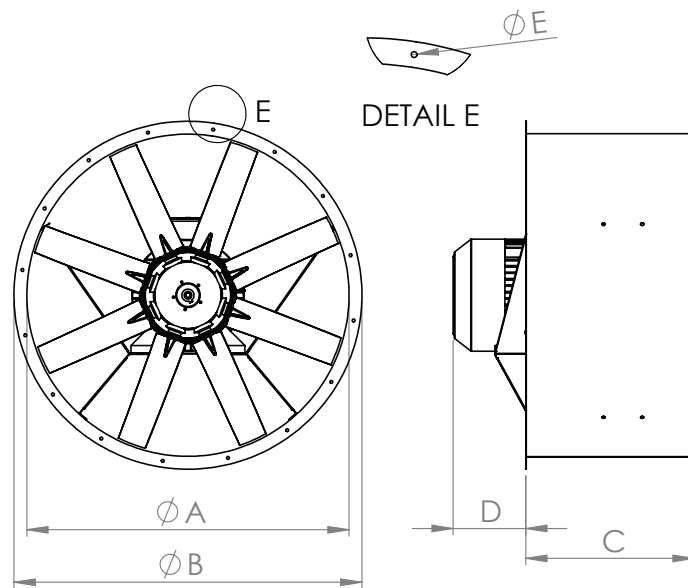


5, 8, 12 and 16 Blades Options



System Automation

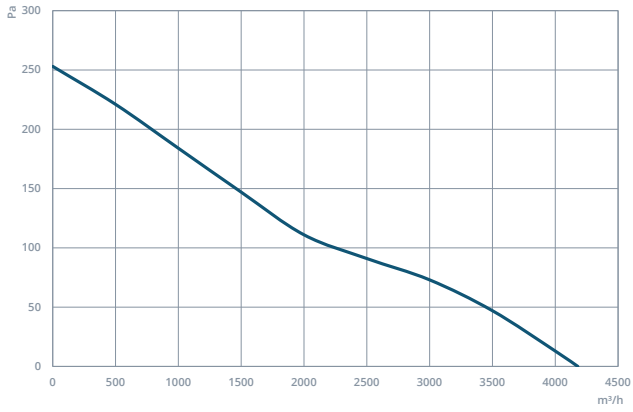
DRAWING



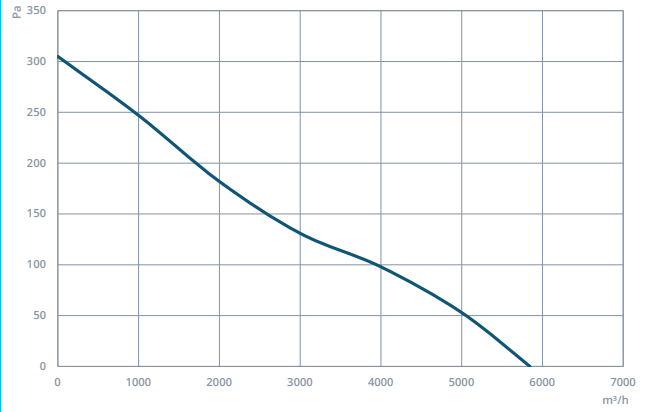
MODEL	A (mm)	B (mm)	C (mm)	D (mm)	E (mm)	N (Number of Holes)
TAXI 450-5-25	450	530	320	50	11	8
TAXI 500-5-25	500	580	320	70	11	8
TAXI 560-5-25	560	640	320	60	11	12
TAXI 630-5-30	630	710	420	45	11	12
TAXI 710-5-30	710	790	420	25	11	12
TAXI 800-5-30	800	880	420	50	11	16
TAXI 800-5-35	800	880	420	50	11	16
TAXI 900-5-35	900	980	520	0	11	16
TAXI 900-5-40	900	980	520	35	11	16
TAXI 1000-5-40	1000	1080	520	150	11	16
TAXI 900-8-40	900	980	520	75	11	16
TAXI 1000-8-40	1000	1080	520	180	11	16
TAXI 1000-8-45	1000	1080	520	250	11	16
TAXI 1120-8-40	1120	1200	520	250	11	16
TAXI 1120-8-45	1120	1200	520	300	11	16

PERFORMANCE CURVES

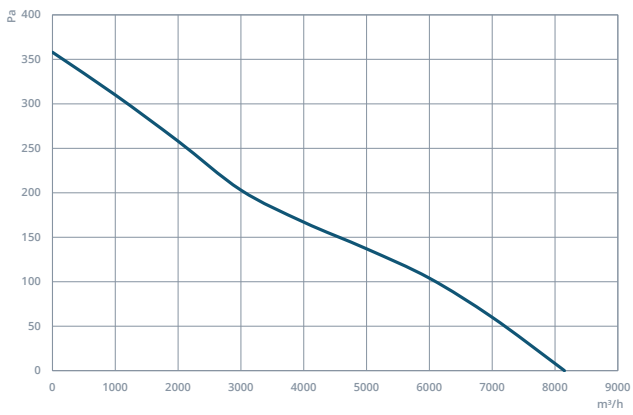
TAXI 450-5-25



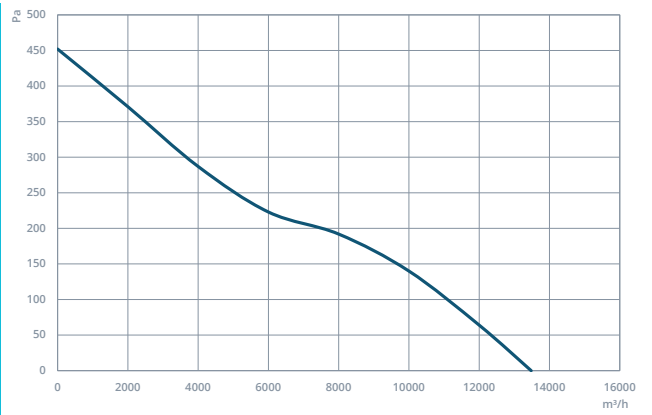
TAXI 500-5-25



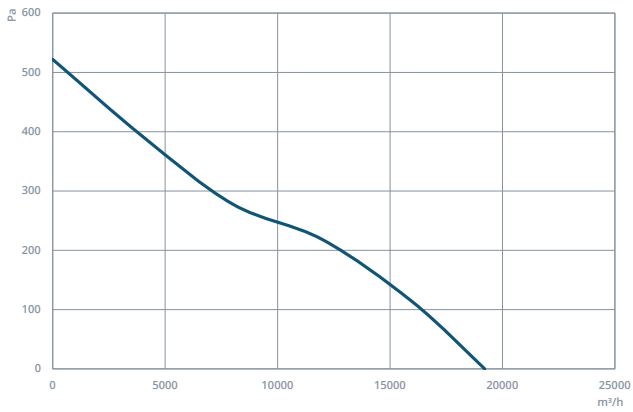
TAXI 560-5-25



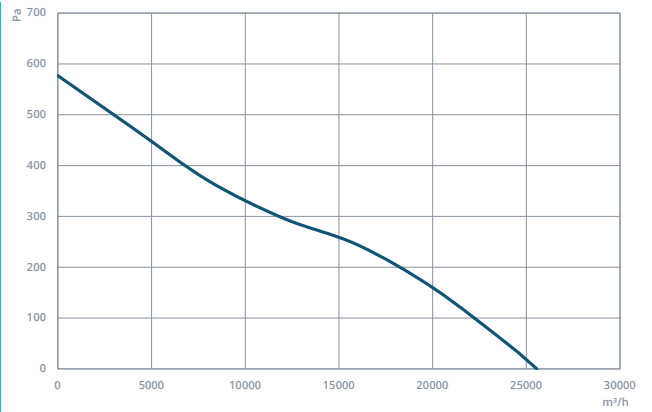
TAXI 630-5-30



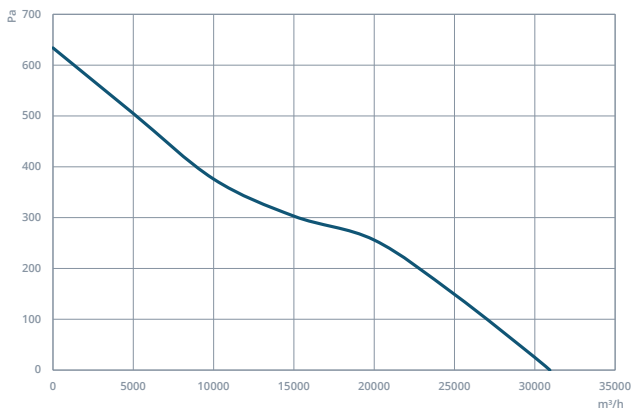
TAXI 710-5-30



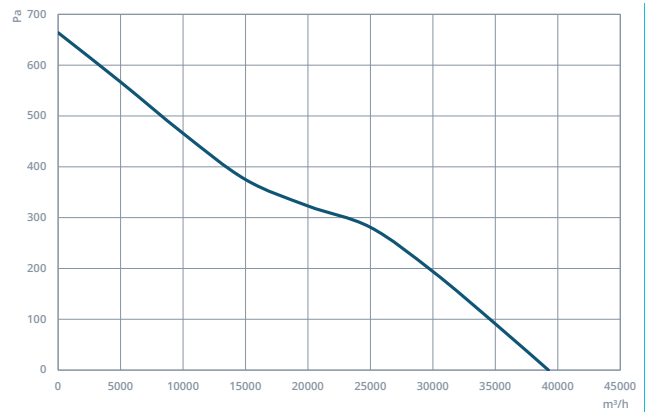
TAXI 800-5-30



TAXI 800-5-35

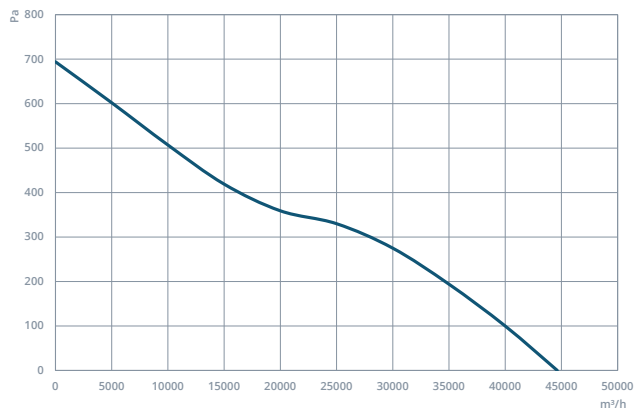


TAXI 900-5-35

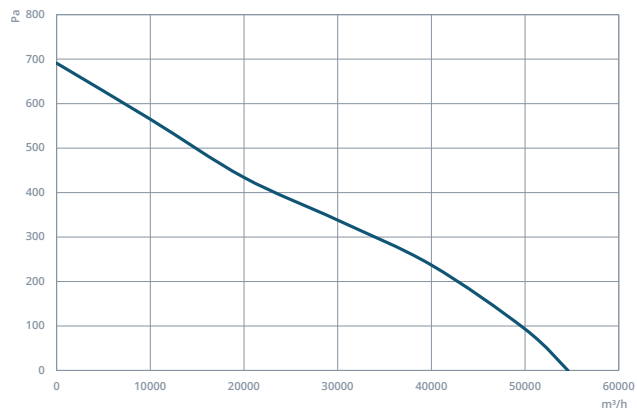


PERFORMANCE CURVES

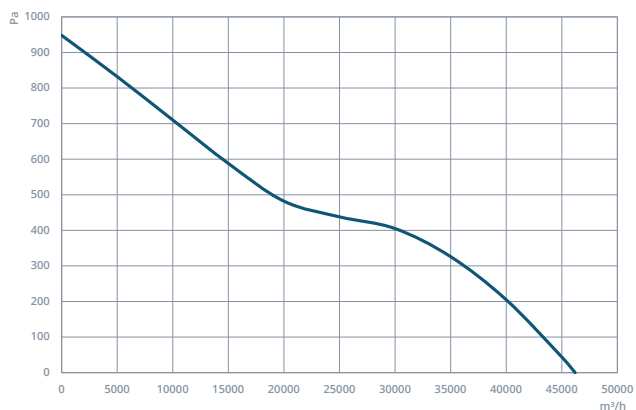
TAXI 900-5-40



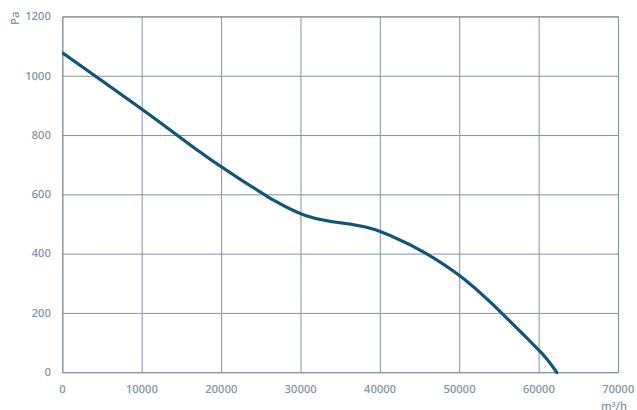
TAXI 1000-5-40



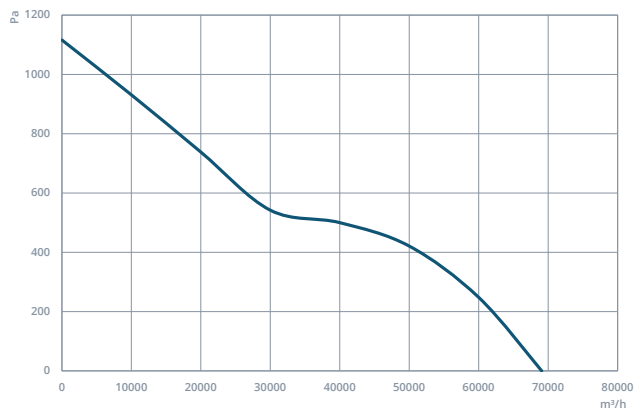
TAXI 900-8-40



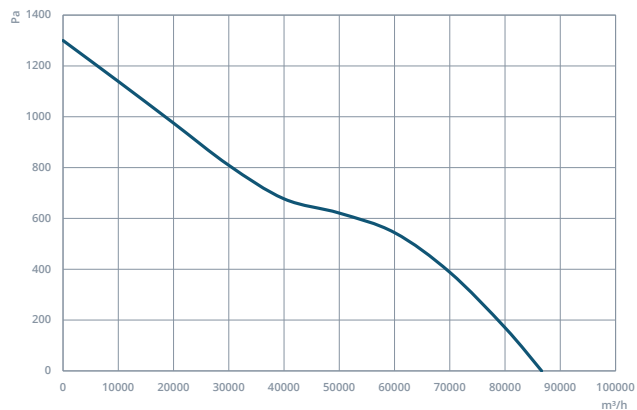
TAXI 1000-8-40



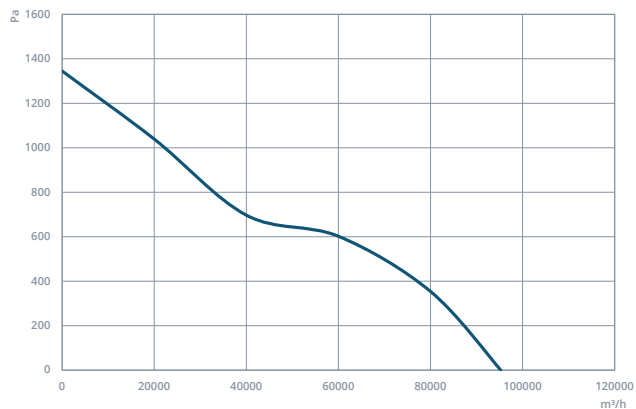
TAXI 1000-8-45



TAXI 1120-8-40



TAXI 1120-8-45



► PAXI - Axial Fan With Ex-proof Motor

PAXI fans have motors that do not produce sparks and with the aluminium band in the body it can be used in ventilation with ATEX needs Zone 1 ve Zone 2 Group: IIA, IIB ve IIC.ATEX CLASS CHOICE IS THE CLIENTS RESPONSIBILITY.



MOTOR INSULATION CLASS	F Class
MOTOR PROTECTION CLASS	IP 55
MOTOR EFFICIENCY CLASS	IE2
MOTOR ENCLOSURE TYPE	TEFC
MOTOR BRAND	ORANGE
BODY MATERIAL	GALVANIZED SHEET METAL
BODY COATING	NONE
IMPELLER MATERIAL	ALUMINIUM
DUTY CYCLE	IEC Duty Cycle-S1
WORKING TEMPERATURE	-20 - +50 °C
STANDARDS	IEC-60335-2-80, ISO 1940-1



MODEL	VOLTAGE (V)	FREQUENCY (Hz)	POWER (kW)	REVOLUTION (rpm)	FLOW RATE (m³/h)	NOISE LEVEL (dB(A))
PAXI 450-5-25	380	50	0,55	1456	4.180	69
PAXI 500-5-25	380	50	0,55	1453	5.845	72
PAXI 560-5-25	380	50	0,75	1466	8.150	75
PAXI 630-5-30	380	50	1,10	1465	13.480	80
PAXI 710-5-30	380	50	1,50	1472	19.210	83
PAXI 800-5-30	380	50	2,20	1459	25.560	85
PAXI 800-5-35	380	50	3,00	1463	30.940	89
PAXI 900-5-35	380	50	4,00	1471	39.250	90
PAXI 900-5-40	380	50	5,50	1472	44.635	93
PAXI 1000-5-40	380	50	7,50	1478	54.570	94

Values are for 0 Pa.

OPTIONS



GRILL



SUPPORT FEET



FLANGE



CONNECTOR



RUBBER PAD

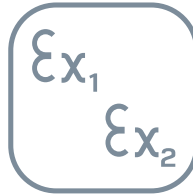


SPRING

OTHER OPTIONS



Custom Production For Any Flowrate and Pressure



Different ATEX Classes

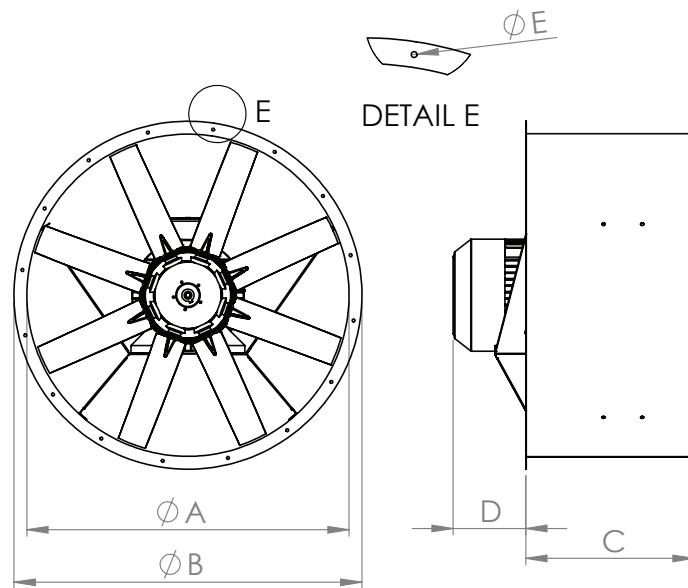


5, 8, 12 and 16 Blades Options



System Automation

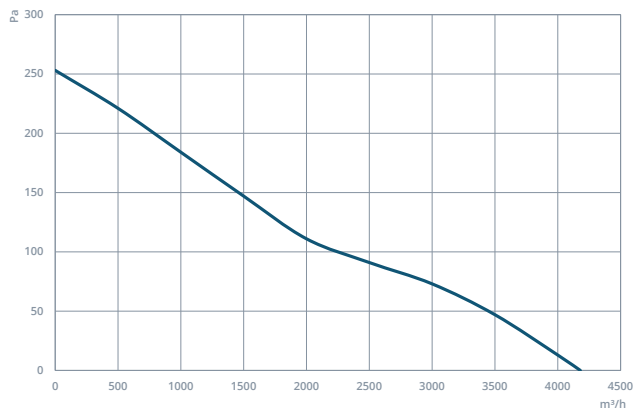
DRAWING



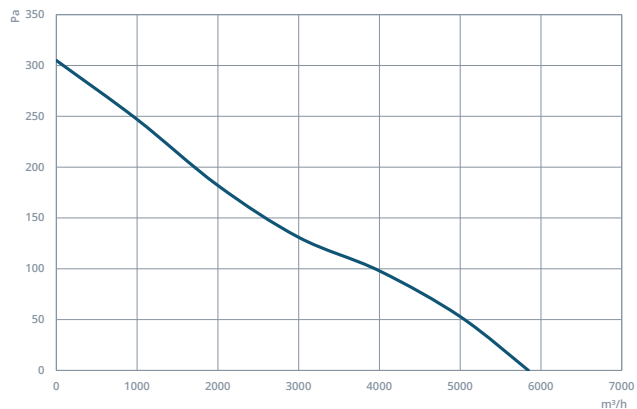
MODEL	A (mm)	B (mm)	C (mm)	D (mm)	E (mm)	N (Number of Holes)
PAXI 450-5-25	450	530	320	50	11	8
PAXI 500-5-25	500	580	320	70	11	8
PAXI 560-5-25	560	640	320	60	11	12
PAXI 630-5-30	630	710	420	45	11	12
PAXI 710-5-30	710	790	420	25	11	12
PAXI 800-5-30	800	880	420	50	11	16
PAXI 800-5-35	800	880	420	50	11	16
PAXI 900-5-35	900	980	520	0	11	16
PAXI 900-5-40	900	980	520	35	11	16
PAXI 1000-5-40	1000	1080	520	150	11	16
PAXI 900-8-40	900	980	520	75	11	16
PAXI 1000-8-40	1000	1080	520	180	11	16

PERFORMANCE CURVES

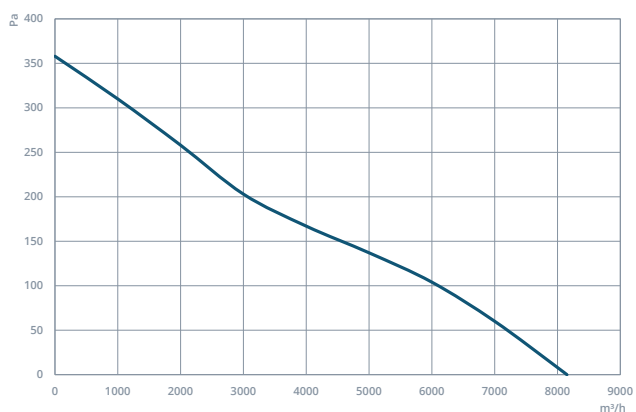
PAXI 450-5-25



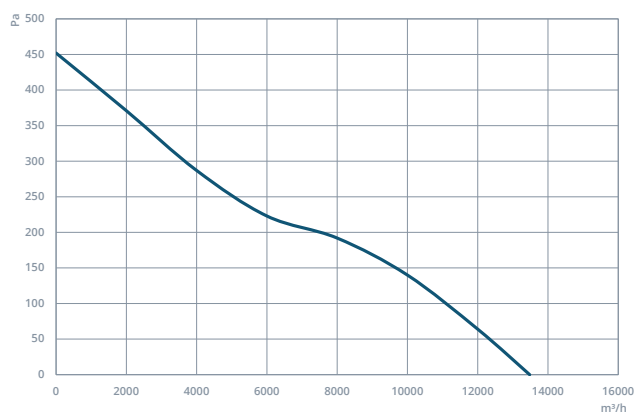
PAXI 500-5-25



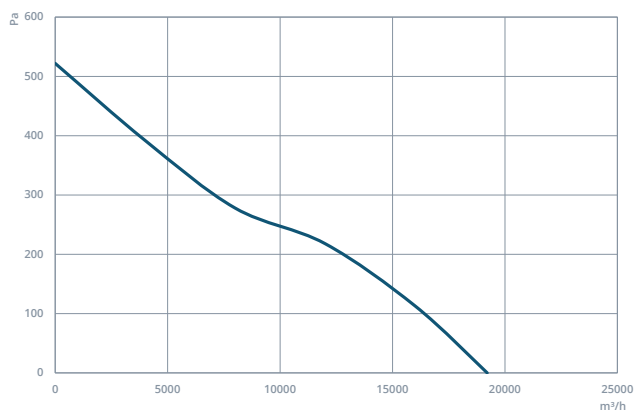
PAXI 560-5-25



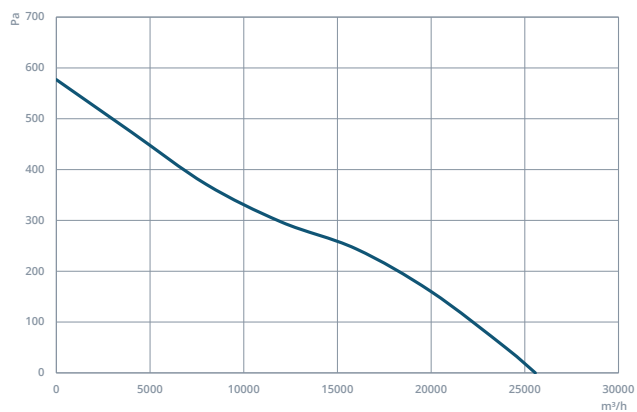
PAXI 630-5-30



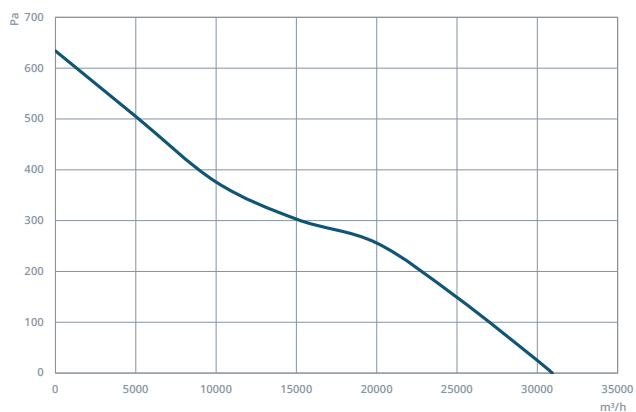
PAXI 710-5-30



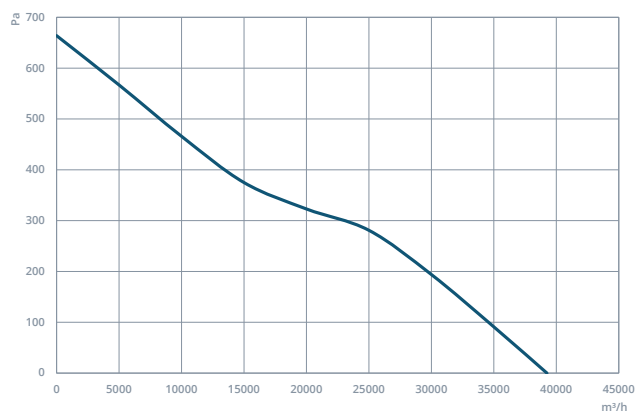
PAXI 800-5-30



PAXI 800-5-35

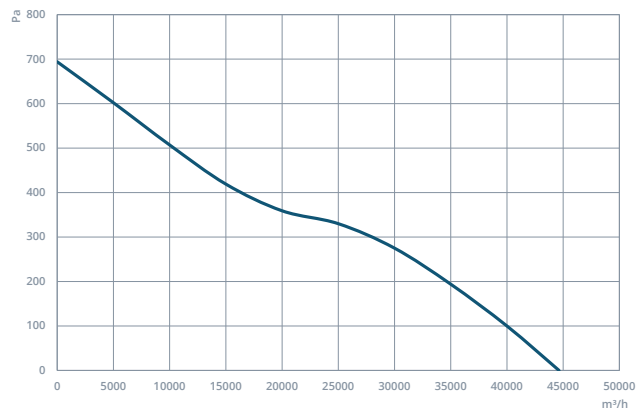


PAXI 900-5-35

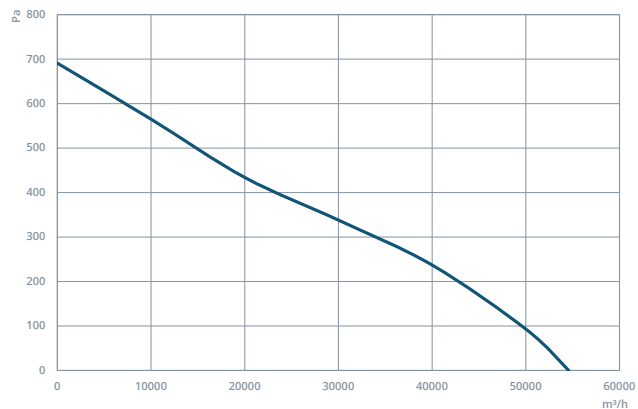


PERFORMANCE CURVES

PAXI 900-5-40




PAXI 1000-5-40



► HAXI - Axial Box Fan

Axial box fans can be used in hard-to-install situations with its multiple connection point body. Default fan has an on-off switch and inbuilt sound attenuator.



MOTOR INSULATION CLASS	F CLASS
MOTOR PROTECTION CLASS	IP 55
MOTOR EFFICIENCY CLASS	IE3
MOTOR ENCLOSURE TYPE	TEFC
MOTOR BRAND	GAMAK-VOLT-WAT
BODY MATERIAL	GALVANIZED SHEET METAL
BODY COATING	NONE
IMPELLER MATERIAL	ALUMINIUM
DUTY CYCLE	IEC Duty Cycle-S1
WORKING TEMPERATURE	-20 - +50 °C
STANDARDS	IEC-60335-2-80, ISO 1940-1



MODEL	VOLTAGE (V)	FREQUENCY (Hz)	POWER (kW)	REVOLUTION (rpm)	FLOW RATE (m³/h)	NOISE LEVEL (dB(A))
HAXI 400-5-25	380	50	0,37	1450	2.895	60
HAXI 450-5-25	380	50	0,55	1456	4.180	61
HAXI 500-5-25	380	50	0,55	1453	5.845	62
HAXI 560-5-25	380	50	0,75	1466	8.150	63
HAXI 630-5-30	380	50	1,10	1465	13.480	64
HAXI 710-5-30	380	50	1,50	1472	19.210	65
HAXI 800-5-30	380	50	2,20	1459	25.560	67
HAXI 800-5-35	380	50	3,00	1463	30.940	69
HAXI 900-5-35	380	50	4,00	1471	39.250	71
HAXI 900-5-40	380	50	5,50	1472	44.635	73
HAXI 1000-5-40	380	50	7,50	1478	54.570	73
HAXI 900-8-40	380	50	11,00	1454	46.200	76
HAXI 1000-8-40	380	50	15,00	1456	62.250	77
HAXI 1000-8-45	380	50	18,50	1458	69.070	78
HAXI 1120-8-40	380	50	22,00	1471	86.620	79
HAXI 1120-8-45	380	50	30,00	1474	95.270	81

Values are for 0 Pa.

OPTIONS



GRILL

RUBBER PAD

SPRING

PANEL

OTHER OPTIONS



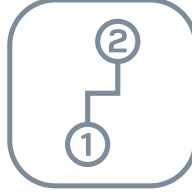
Custom Production For Any Flowrate and Pressure



System Automation



5, 8, 12 and 16 Blades Options



Two Speed Motor Option

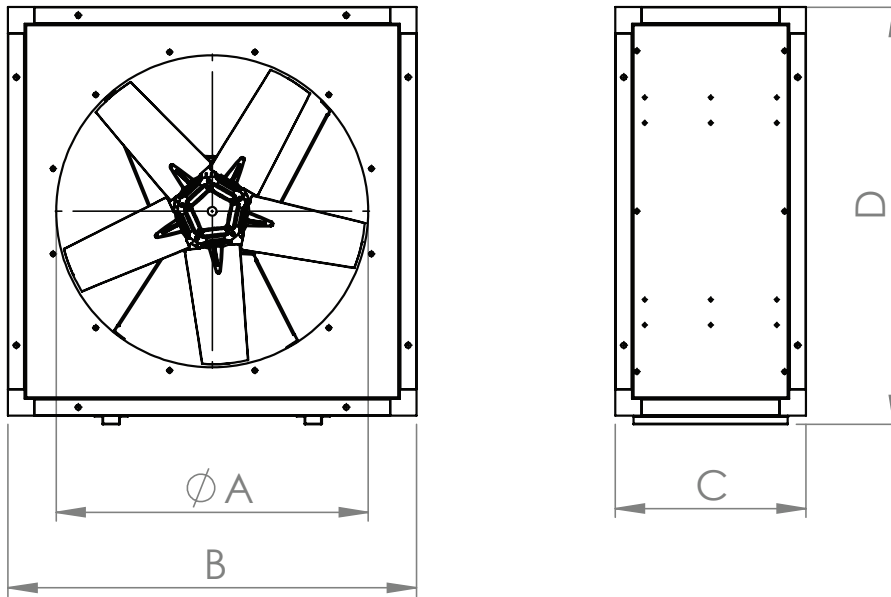


Aluminium or Plastic Blades



Smoke Exhaust Motor

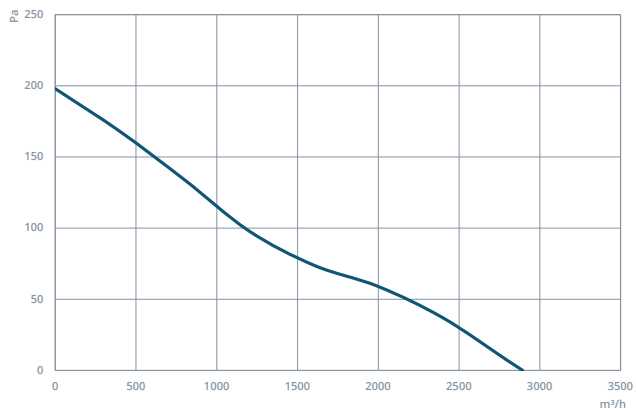
DRAWING



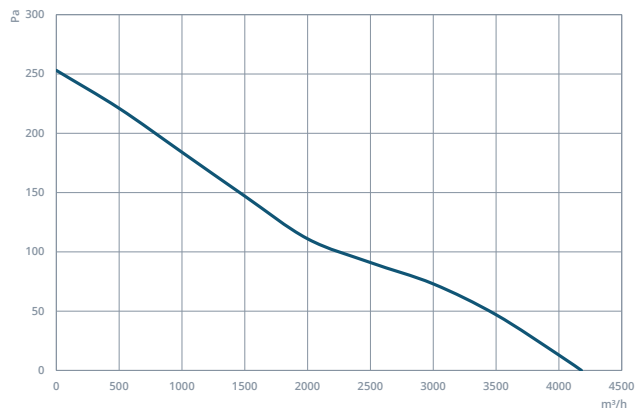
MODEL	A (mm)	B (mm)	C (mm)	D (mm)
HAXI 400	400	620	425	645
HAXI 450	450	670	425	695
HAXI 500	500	720	425	745
HAXI 560	560	780	425	805
HAXI 630	630	850	425	875
HAXI 710	710	930	425	955
HAXI 800	800	1020	425	1045
HAXI 900	900	1120	525	1145
HAXI 1000	1000	1220	525	1245
HAXI 1120	1120	1340	525	1365

PERFORMANCE CURVES

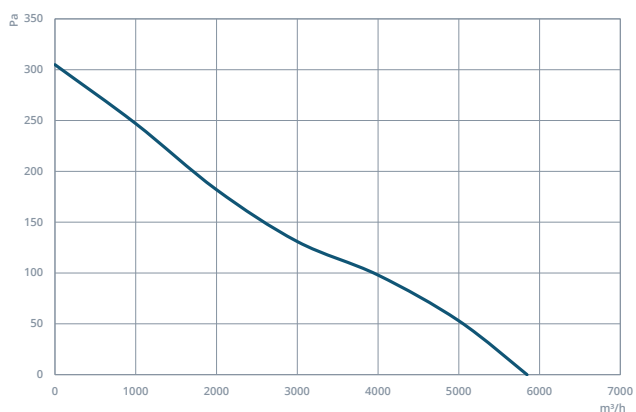
HAXI 400-5-25



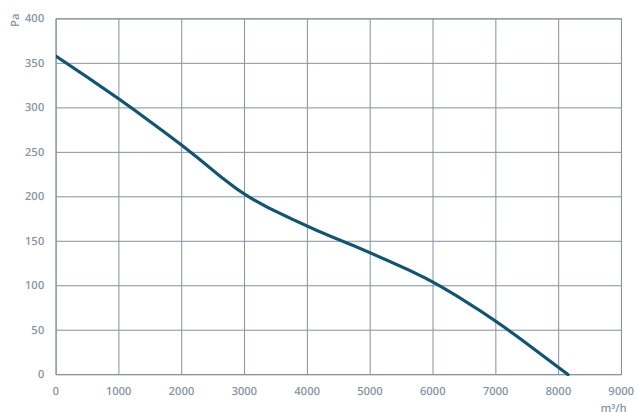
HAXI 450-5-25



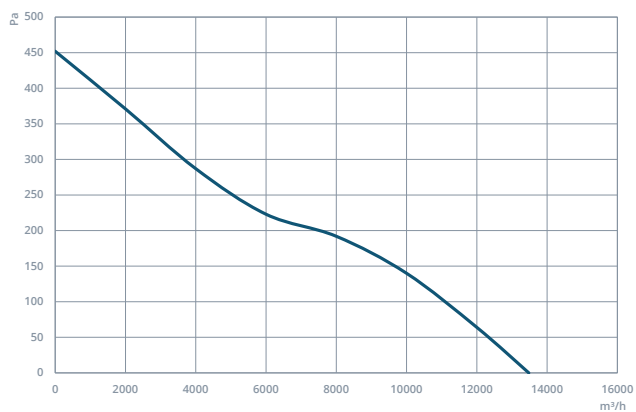
HAXI 500-5-25



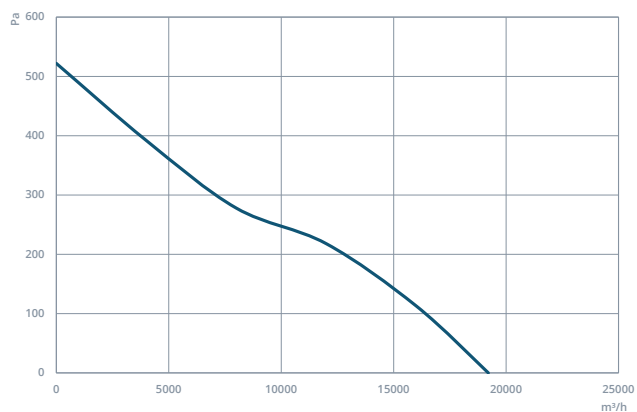
HAXI 560-5-25



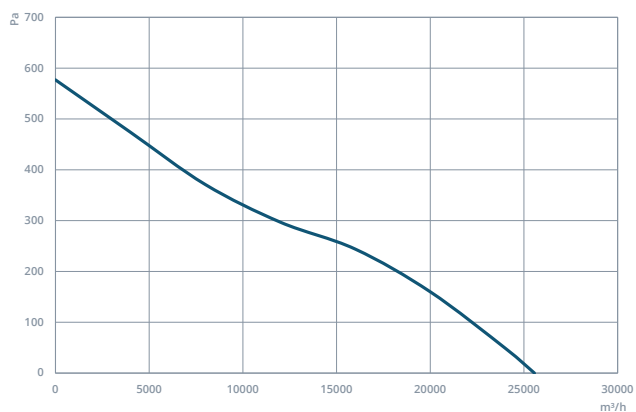
HAXI 630-5-30



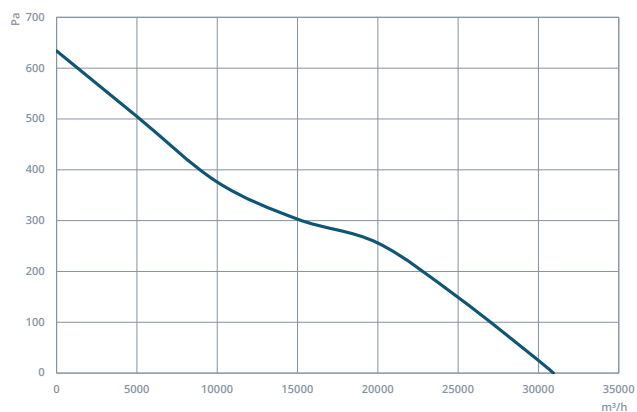
HAXI 710-5-30



HAXI 800-5-30

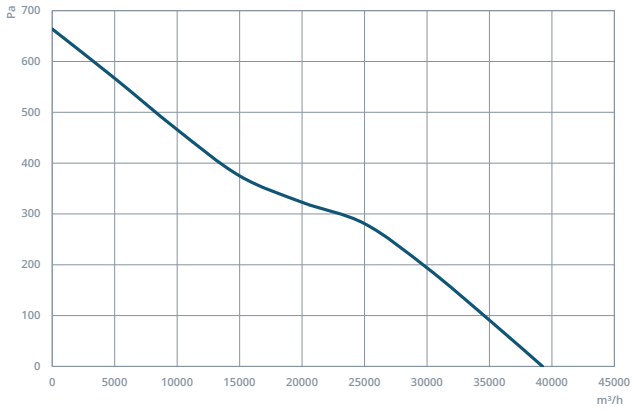


HAXI 800-5-35

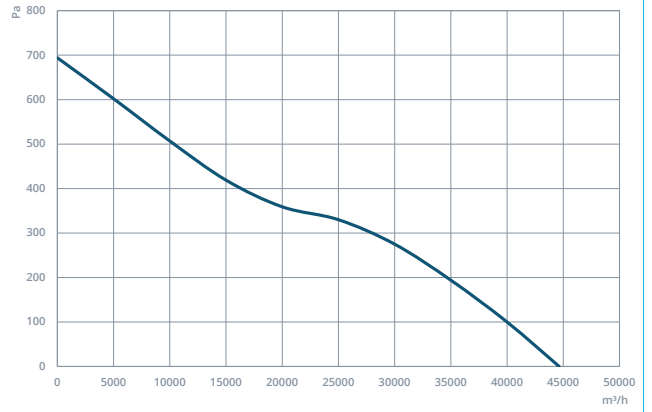


PERFORMANCE CURVES

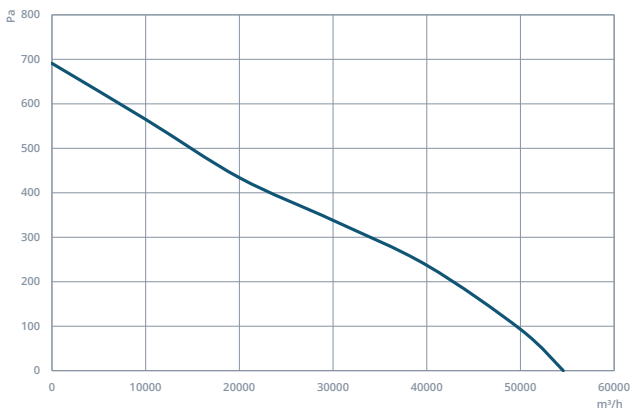
HAXI 900-5-35



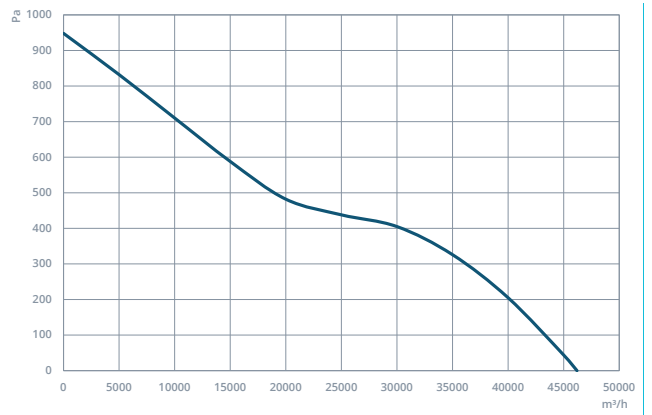
HAXI 900-5-40



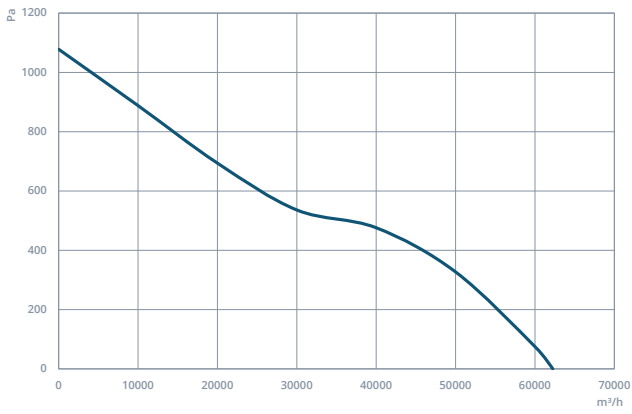
HAXI 1000-5-40



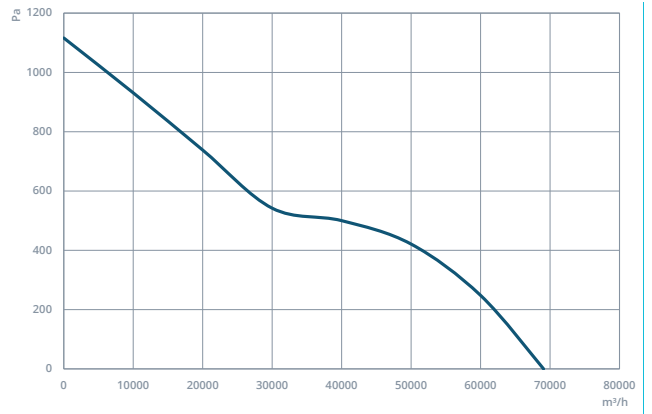
HAXI 900-8-40



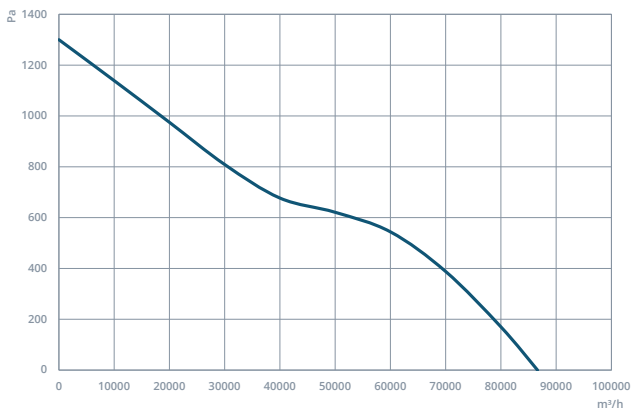
HAXI 1000-8-40



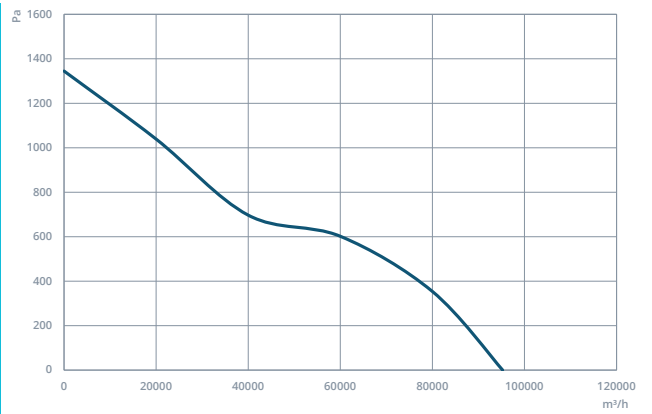
HAXI 1000-8-45



HAXI 1120-8-40



HAXI 1120-8-45

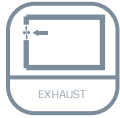


► DAXI - Belt Driven Axial Fan

Belt driven axial fans can be used when the motor should be out of the airstream. With its belt drive system clients can choose the revolution at the order. It comes with mounting feet as standard.



PRESSURIZATION



EXHAUST



DUCT TYPE



MOTOR OUT OF THE AIRSTREAM



MOTOR INSULATION CLASS	F CLASS
MOTOR PROTECTION CLASS	IP 55
MOTOR EFFICIENCY CLASS	IE3
MOTOR ENCLOSURE TYPE	TEFC
MOTOR BRAND	GAMAK-VOLT-WAT
BODY MATERIAL	GALVANIZED SHEET METAL
BODY COATING	NONE
IMPELLER MATERIAL	ALUMINIUM
DUTY CYCLE	IEC Duty Cycle-S1
WORKING TEMPERATURE	-20 - +50 °C
STANDARDS	IEC-60335-2-80, ISO 1940-1



MODEL	VOLTAGE (V)	FREQUENCY (Hz)	POWER (kW)	REVOLUTION (rpm)	FLOW RATE (m³/h)	NOISE LEVEL (dB(A))
DAXI 400-5-25	380	50	0,37	1450	2.895	66
DAXI 450-5-25	380	50	0,55	1456	4.180	69
DAXI 500-5-25	380	50	0,55	1453	5.845	72
DAXI 560-5-25	380	50	0,75	1466	8.150	75
DAXI 630-5-30	380	50	1,10	1465	13.480	80
DAXI 710-5-30	380	50	1,50	1472	19.210	83
DAXI 800-5-30	380	50	2,20	1459	25.560	85
DAXI 800-5-35	380	50	3,00	1463	30.940	89
DAXI 900-5-35	380	50	4,00	1471	39.250	90
DAXI 900-5-40	380	50	5,50	1472	44.635	93
DAXI 1000-5-40	380	50	7,50	1478	54.570	94
DAXI 900-8-40	380	50	11,00	1454	46.200	94
DAXI 1000-8-40	380	50	15,00	1456	62.250	97
DAXI 1000-8-45	380	50	18,50	1458	69.070	99
DAXI 1120-8-40	380	50	22,00	1471	86.620	100
DAXI 1120-8-45	380	50	30,00	1474	95.270	102

Values are for 0 Pa.

OPTIONS



GRILL



FLANGE



CONNECTOR



RUBBER PAD



SPRING



PANEL

OTHER OPTIONS



Electro-static Powder Coating With Any RAL Color



Aluminium or Plastic Blades



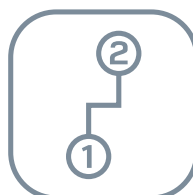
Custom Production For Any Flowrate and Pressure



System Automation

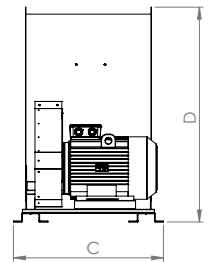
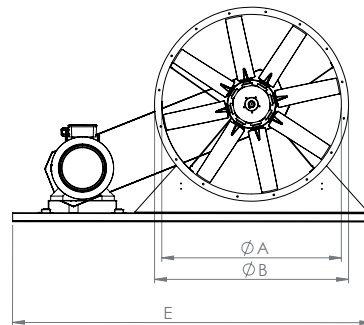
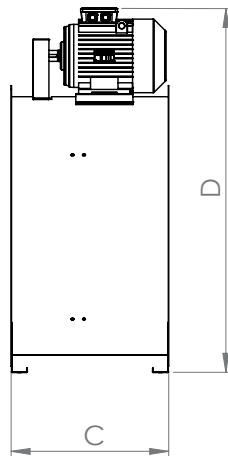
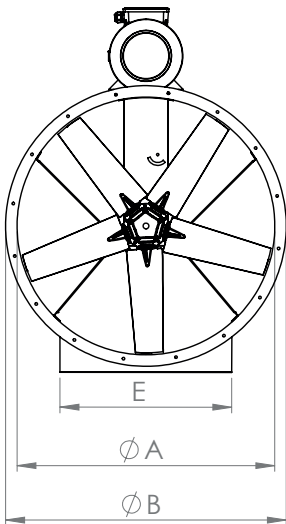


5, 8, 12 and 16 Blades Options



Two Speed Motor Option

DRAWING



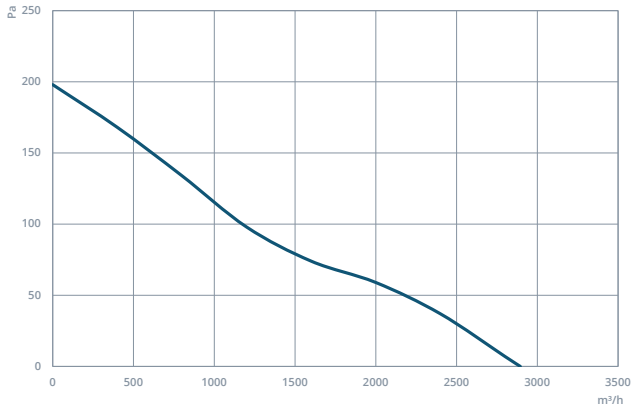
MODEL	A (mm)	B (mm)	C (mm)	D (mm)	E (mm)
DAXI 400	400	480	380	660	300
DAXI 450	450	530	400	720	330
DAXI 500	500	580	400	770	360
DAXI 560	560	640	430	840	400
DAXI 630	630	710	500	925	440
DAXI 710	710	790	500	1005	480
DAXI 800	800	880	500	1110	520
DAXI 900	900	980	740	1360	560
DAXI 1000	1000	1080	740	1470	600

MODEL	A (mm)	B (mm)	C (mm)	D (mm)	E (mm)
DAXI 1000	1000	1080	836	1195	2000
DAXI 1120	1120	1200	956	1315	2000

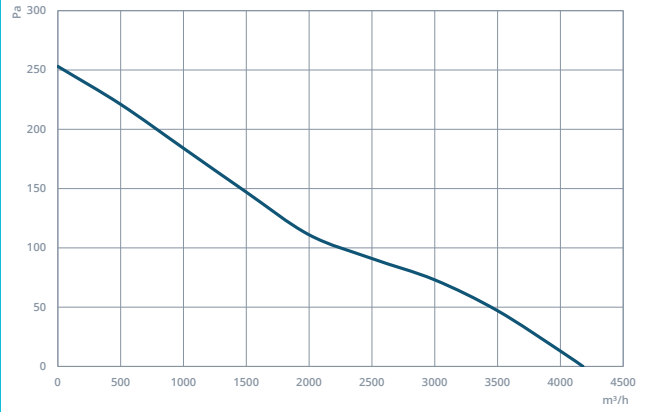
Since motor cannot be mounted on top of the fan in model 1000-8-45 and bigger ones, fan and the motor are mounted on a separate platform.

PERFORMANCE CURVES

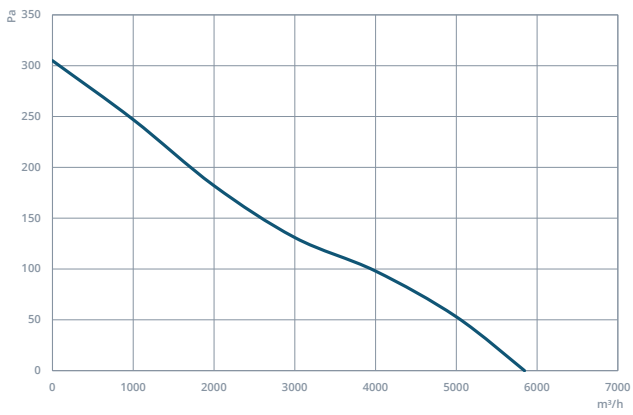
DAXI 400-5-25



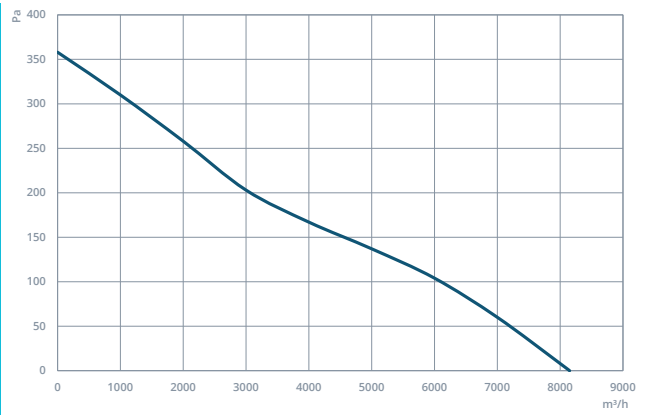
DAXI 450-5-25



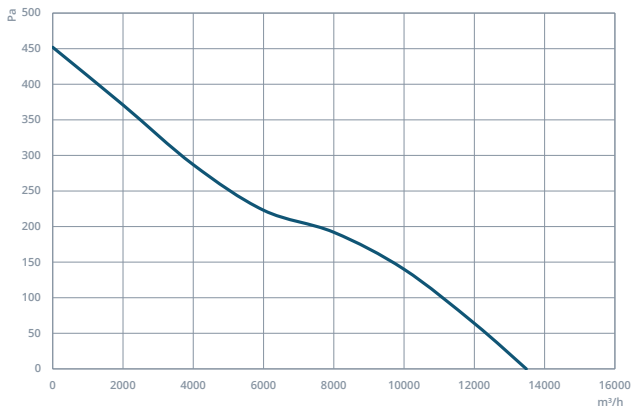
DAXI 500-5-25



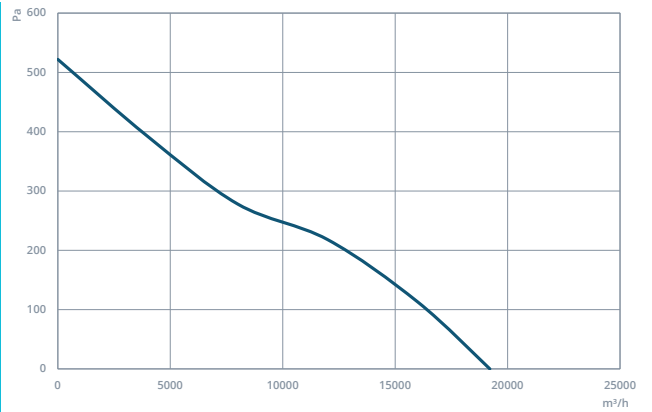
DAXI 560-5-25



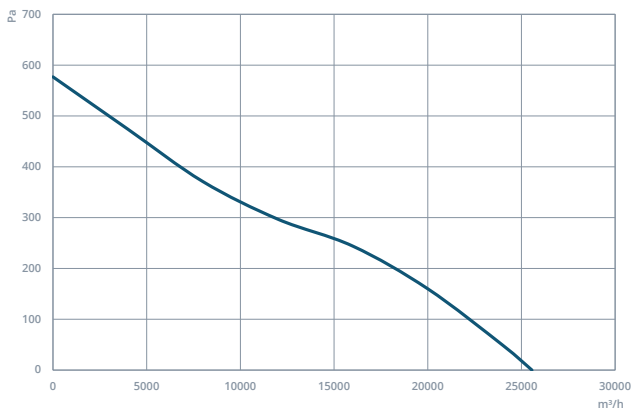
DAXI 630-5-30



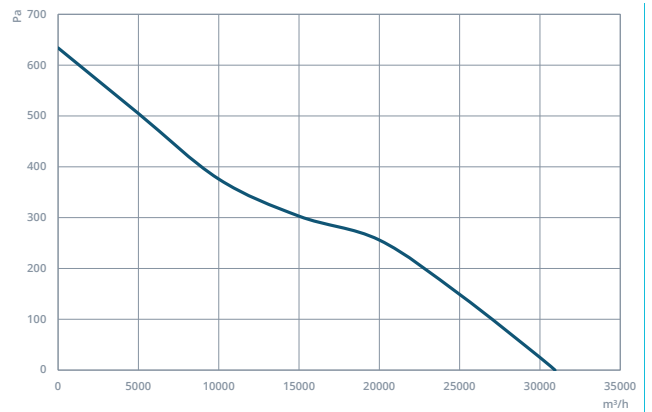
DAXI 710-5-30



DAXI 800-5-30

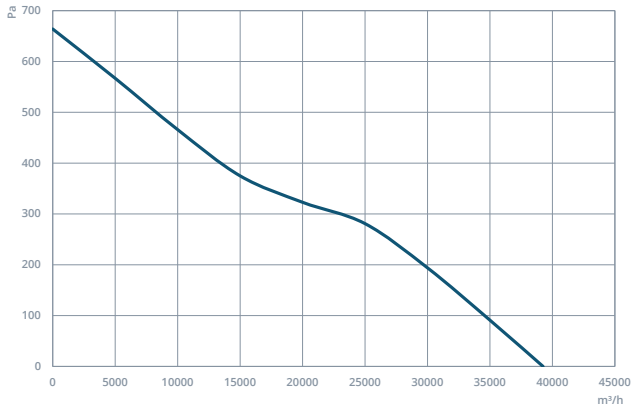


DAXI 800-5-35

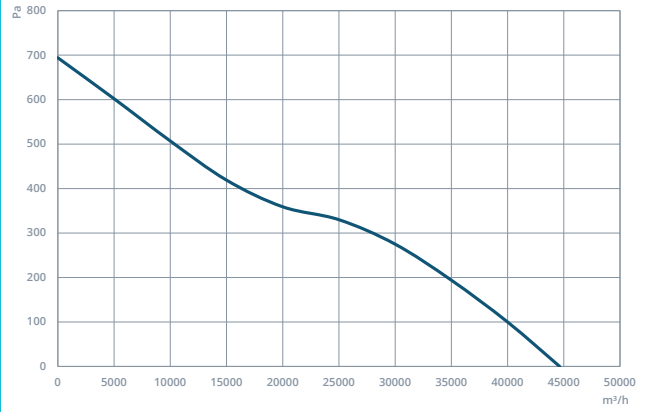


PERFORMANCE CURVES

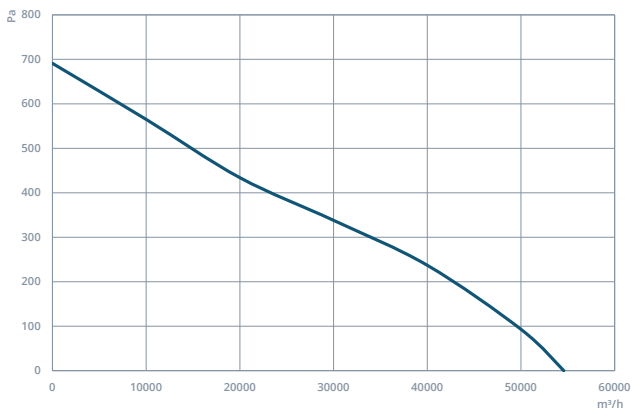
DAXI 900-5-35



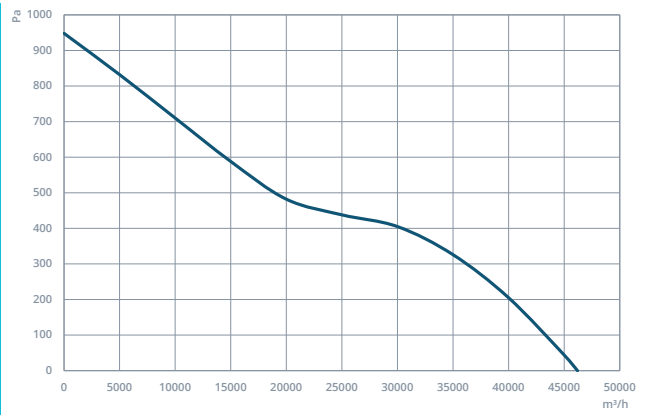
DAXI 900-5-40



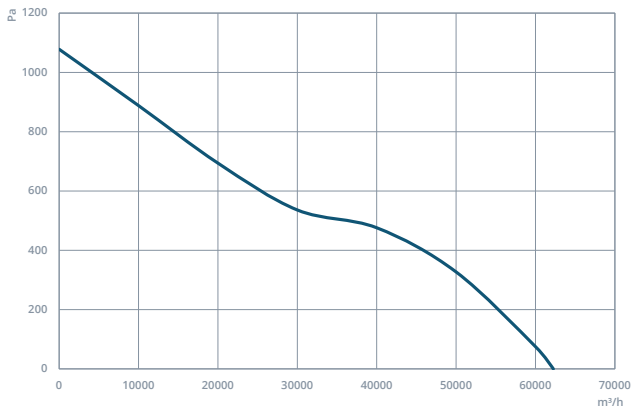
DAXI 1000-5-40



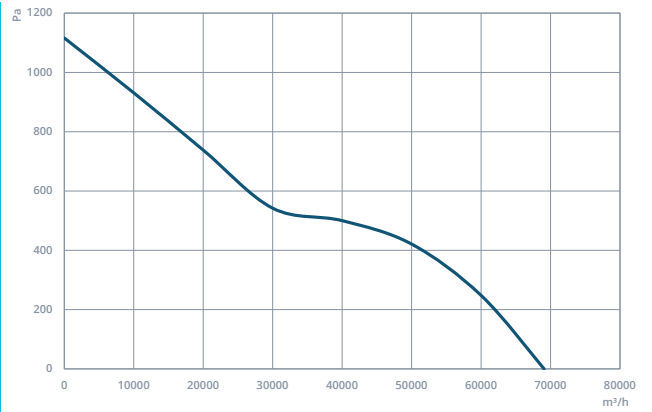
DAXI 900-8-40



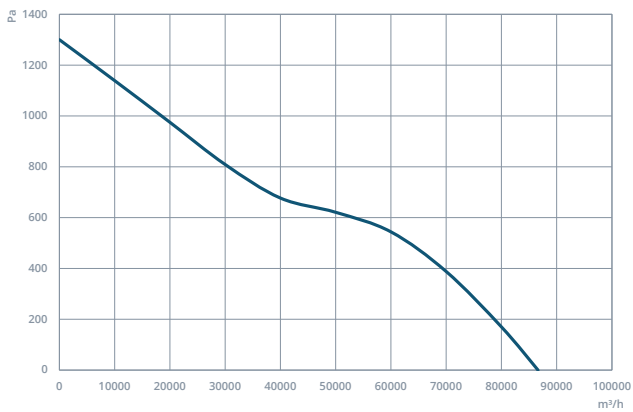
DAXI 1000-8-40



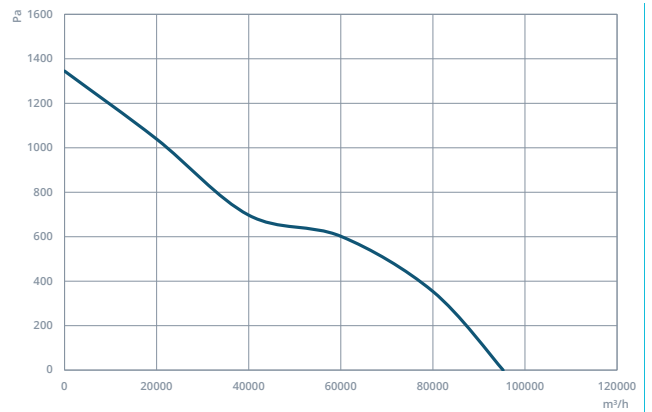
DAXI 1000-8-45



DAXI 1120-8-40



DAXI 1120-8-45



► BAXI - Bifurcated Axial Fan

Bifurcated axial fans can be used when motor should be out of the airstream but a belt driven model cannot be used. When continuous use required in high temperature motor can be cooled by attaching a KAZ fan. The airflow direction is from the electric motor to the propeller.



MOTOR INSULATION CLASS	F CLASS
MOTOR PROTECTION CLASS	IP 55
MOTOR EFFICIENCY CLASS	IE3
MOTOR ENCLOSURE TYPE	TEFC
MOTOR BRAND	GAMAK-VOLT-WAT
BODY MATERIAL	GALVANIZED SHEET METAL
BODY COATING	NONE
IMPELLER MATERIAL	ALUMINIUM
DUTY CYCLE	IEC Duty Cycle-S1
WORKING TEMPERATURE	-20 - +50 °C
STANDARDS	IEC-60335-2-80, ISO 1940-1



MODEL	VOLTAGE (V)	FREQUENCY (Hz)	POWER (kW)	REVOLUTION (rpm)	FLOW RATE (m³/h)	NOISE LEVEL (dB(A))
BAXI 710-5-30	380	50	1,50	1.472	17.000	83
BAXI 800-5-30	380	50	2,20	1.459	22.250	85
BAXI 800-5-35	380	50	3,00	1.463	26.940	89
BAXI 900-5-35	380	50	4,00	1.471	34.150	90
BAXI 900-5-40	380	50	5,50	1.472	40.000	93
BAXI 1000-5-40	380	50	7,50	1.478	49.570	94
BAXI 900-8-40	380	50	11,00	1.454	43.200	94
BAXI 1000-8-40	380	50	15,00	1.456	58.850	97
BAXI 1000-8-45	380	50	18,50	1.458	66.070	99
BAXI 1120-8-40	380	50	22,00	1.471	84.620	100
BAXI 1120-8-45	380	50	30,00	1.474	92.270	102

Values are for 0 Pa.

OPTIONS



GRILL

SUPPORT FEET

FLANGE

CONNECTOR

RUBBER PAD

SPRING

PANEL

OTHER OPTIONS



Electro-static Powder Coating With Any RAL Color



Aluminium or Plastic Blades



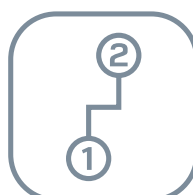
Custom Production For Any Flowrate and Pressure



System Automation

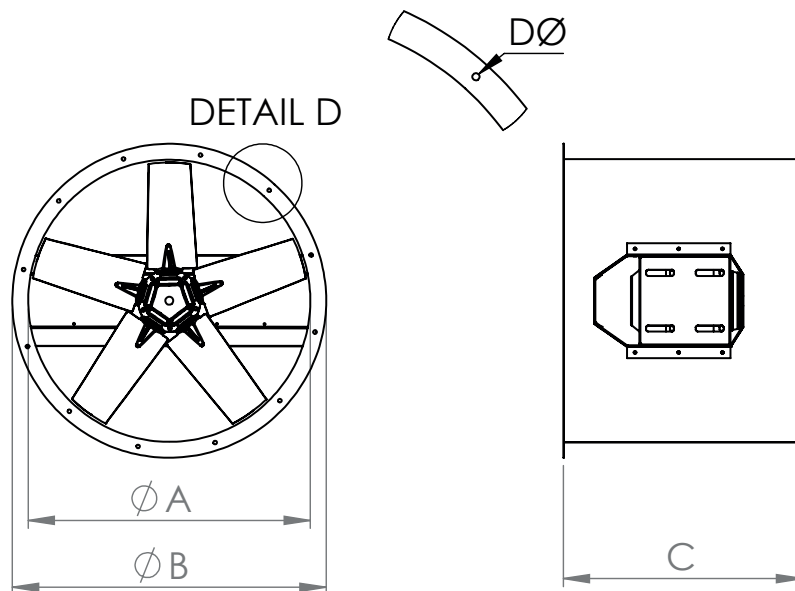


5, 8, 12 and 16 Blades Options



Two Speed Motor Option

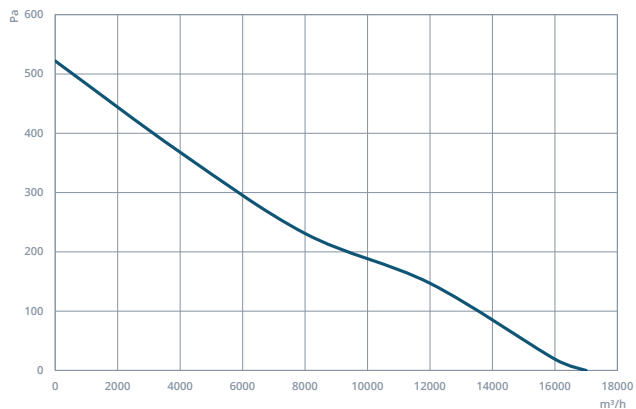
DRAWING



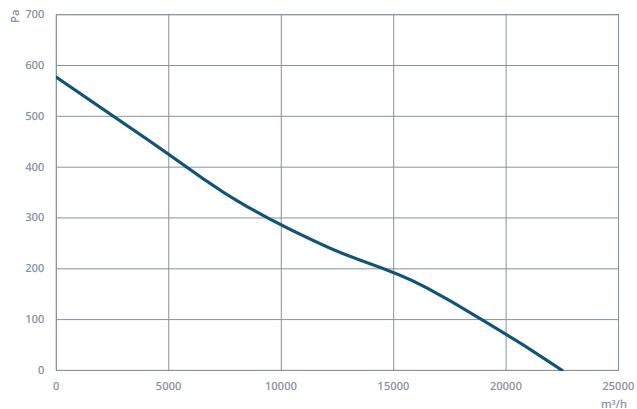
MODEL	A (mm)	B (mm)	C (mm)	D (mm)	N (Number of Holes)
BAXI 710	710	790	600	11	12
BAXI 800	800	880	650	11	16
BAXI 900	900	980	700	11	16
BAXI 1000	1000	1080	740	11	16
BAXI 1120	1120	1200	800	11	16

PERFORMANCE CURVES

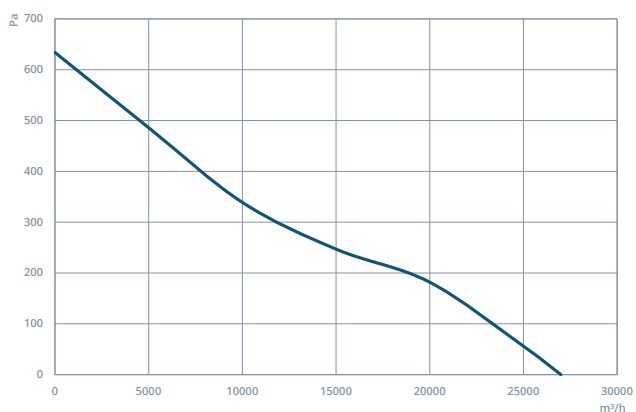
BAXI 710-5-30



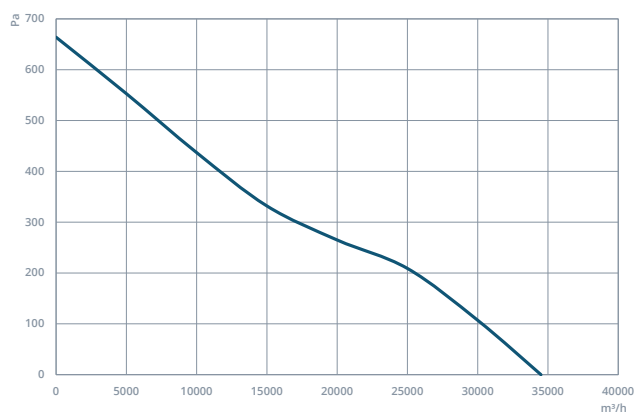
BAXI 800-5-30



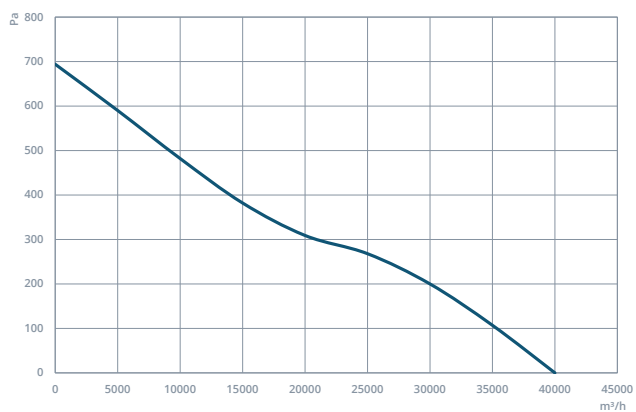
BAXI 800-5-35



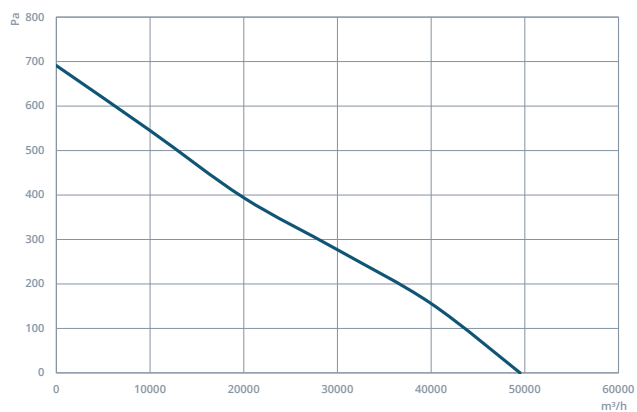
BAXI 900-5-35



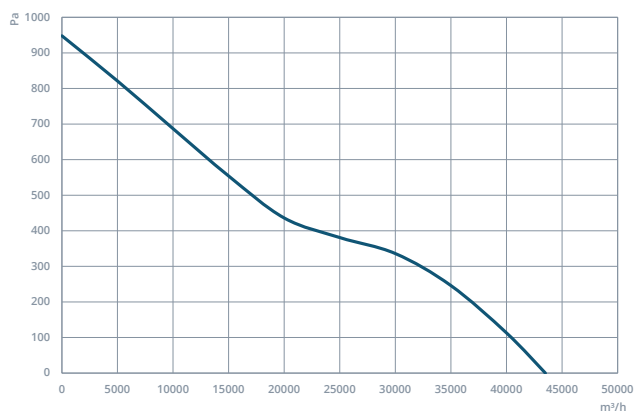
BAXI 900-5-40



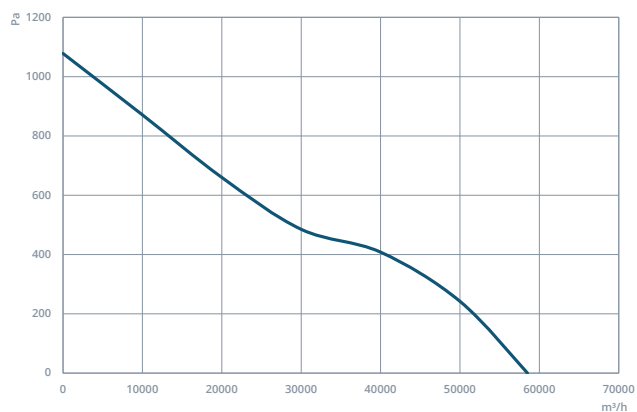
BAXI 1000-5-40



BAXI 900-8-40

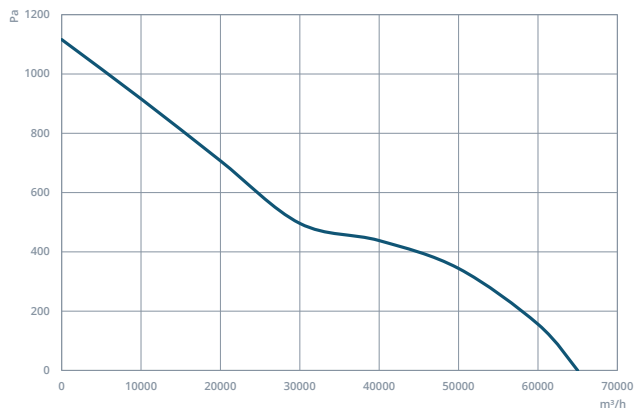


BAXI 1000-8-40

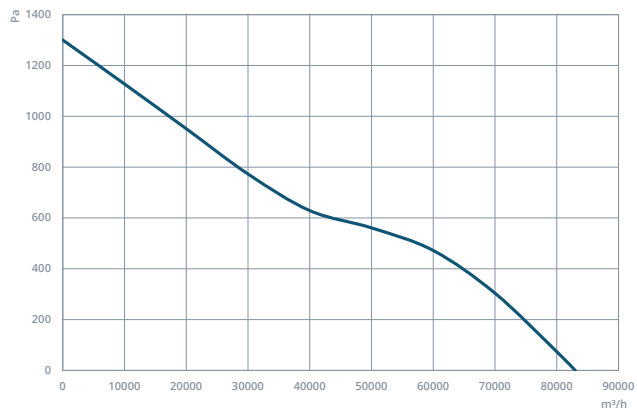


PERFORMANCE CURVES

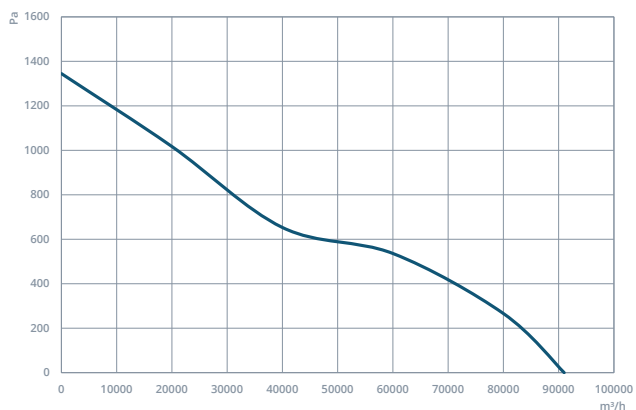
BAXI 1000-8-45



BAXI 1120-8-40

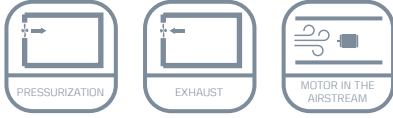


BAXI 1120-8-45



► GAXI - Mobile Axial Fan

Mobile axial fans can be taken anywhere thanks to its base with wheels and you can use the steering wheel to change the direction of the air flow. The on-off and emergency stop buttons are standard on the product. Comes with a protection grill.



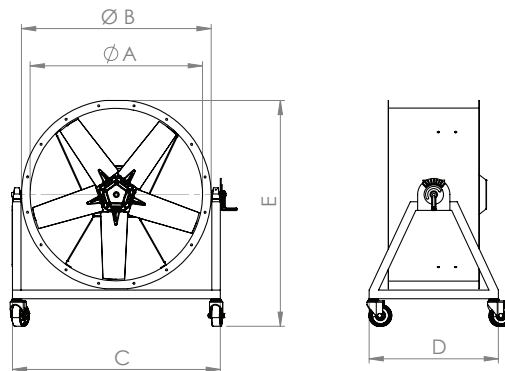
MOTOR INSULATION CLASS	F CLASS
MOTOR PROTECTION CLASS	IP 55
MOTOR EFFICIENCY CLASS	IE3
MOTOR ENCLOSURE TYPE	TEFC
MOTOR BRAND	GAMAK-VOLT-WAT
BODY MATERIAL	GALVANIZED SHEET METAL
BODY COATING	ELECTRO-STATIC POWDER COATING
IMPELLER MATERIAL	ALUMINIUM
DUTY CYCLE	IEC Duty Cycle-S1
WORKING TEMPERATURE	-20 - +50 °C
STANDARDS	IEC-60335-2-80, ISO 1940-1



MODEL	VOLTAGE (V)	FREQUENCY (Hz)	POWER (kW)	REVOLUTION (rpm)	FLOW RATE (m³/h)	NOISE LEVEL (dB(A))
GAXI 560-5-25	380	50	0,75	1.466	8.150	75
GAXI 630-5-30	380	50	1,10	1.465	13.480	80
GAXI 710-5-30	380	50	1,50	1.472	19.210	83
GAXI 800-5-30	380	50	2,20	1.459	25.560	85

Values are for 0 Pa.

DRAWING



MODEL	A (mm)	B (mm)	C (mm)	D (mm)	E (mm)
GAXI 560	560	640	760	500	860
GAXI 630	630	710	830	600	930
GAXI 710	710	790	910	600	1010
GAXI 800	800	880	1000	600	1100

OTHER OPTIONS



Electro-static Powder Coating With Any RAL Color



Aluminium or Plastic Blades



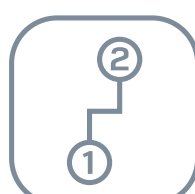
Custom Production For Any Flowrate and Pressure



System Automation



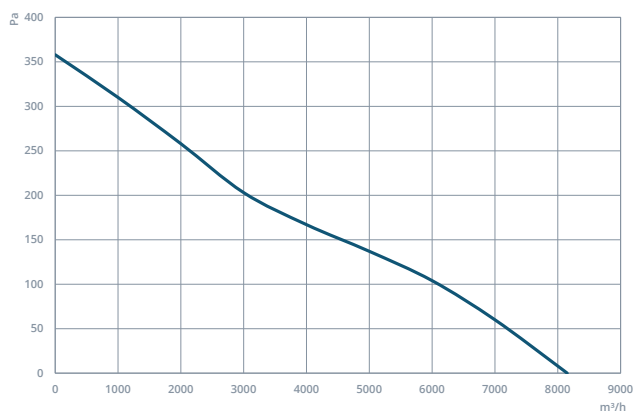
5, 8, 12 and 16 Blades Options



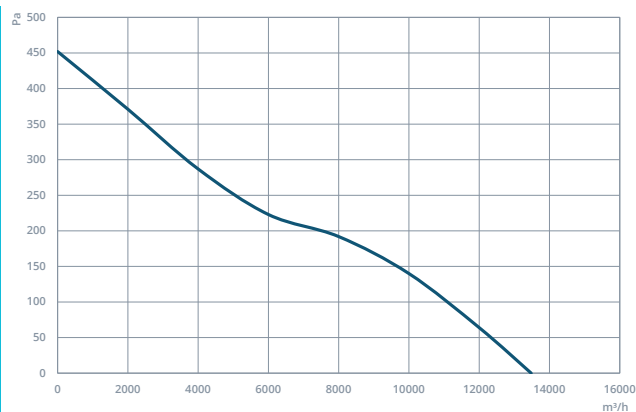
Two Speed Motor Option

PERFORMANCE CURVES

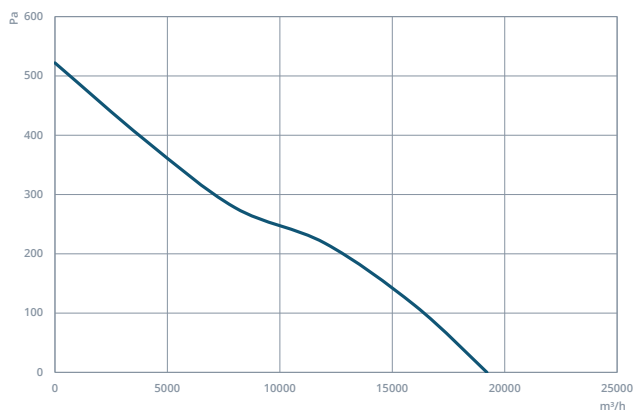
GAXI 560-5-25



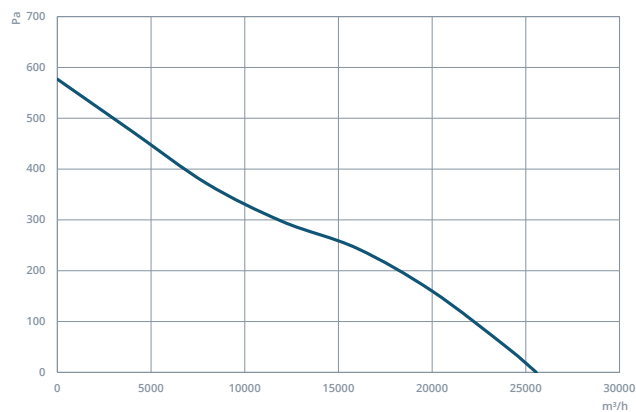
GAXI 630-5-30



GAXI 710-5-30

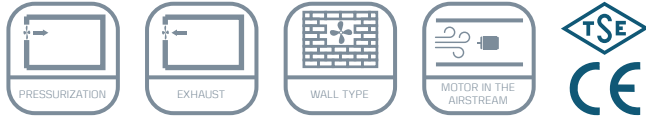


GAXI 800-5-30



► AXIP - Wall Mounted Axial Fan With Plastic Blades

AXIP fans can be easily mounted on the walls with its square body. Standard fan has grille guard and powder coating. Blades can be aluminium as clients request. The airflow direction is from the electric motor to the propeller.



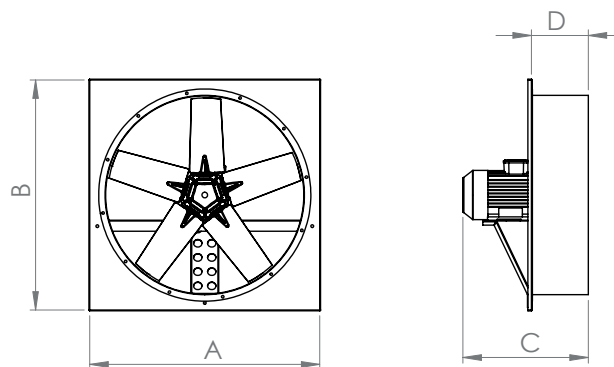
MOTOR INSULATION CLASS	F CLASS
MOTOR PROTECTION CLASS	IP 55
MOTOR EFFICIENCY CLASS	IE3
MOTOR ENCLOSURE TYPE	TEFC
MOTOR BRAND	GAMAK-VOLT-WAT
BODY MATERIAL	GALVANIZED SHEET METAL
BODY COATING	POWDER COATING
IMPELLER MATERIAL	PLASTIC
DUTY CYCLE	IEC Duty Cycle-S1
WORKING TEMPERATURE	-20 - +50 °C
STANDARDS	IEC-60335-2-80, ISO 1940-1



MODEL	VOLTAGE (V)	FREQUENCY (Hz)	POWER (kW)	REVOLUTION (rpm)	FLOW RATE (m³/h)	NOISE LEVEL (dB(A))
AXIP 400-5-25	380	50	0,37	1450	2.895	66
AXIP 450-5-25	380	50	0,55	1456	4.180	69
AXIP 500-5-25	380	50	0,55	1453	5.845	72
AXIP 560-5-25	380	50	0,75	1466	8.150	75
AXIP 630-5-30	380	50	1,10	1465	13.480	80
AXIP 710-5-30	380	50	1,50	1472	19.210	83
AXIP 800-5-30	380	50	2,20	1459	25.560	85
AXIP 800-5-35	380	50	3,00	1463	30.940	89
AXIP 900-5-35	380	50	4,00	1471	39.250	90
AXIP 900-5-40	380	50	5,50	1472	44.635	93
AXIP 1000-5-40	380	50	7,50	1478	54.570	94

Values are for 0 Pa.

DRAWING



MODEL	A (mm)	B (mm)	C (mm)	D (mm)
AXIP 400	570	570	400	200
AXIP 450	610	610	410	200
AXIP 500	650	650	410	200
AXIP 560	680	680	410	200
AXIP 630	750	750	420	200
AXIP 710	830	830	450	200
AXIP 800	920	920	480	200
AXIP 900	1020	1020	590	300
AXIP 1000	1120	1120	700	300

OTHER OPTIONS



Electro-static Powder Coating With Any RAL Color



Aluminium or Plastic Blades



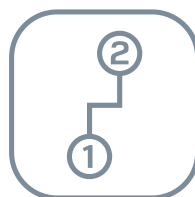
Custom Production For Any Flowrate and Pressure



System Automation



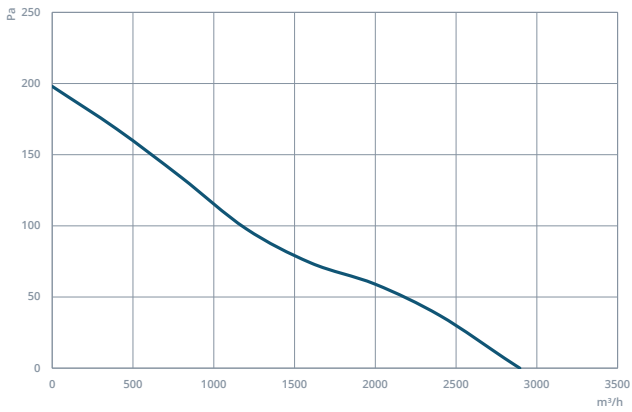
5, 8, 12 and 16 Blades Options



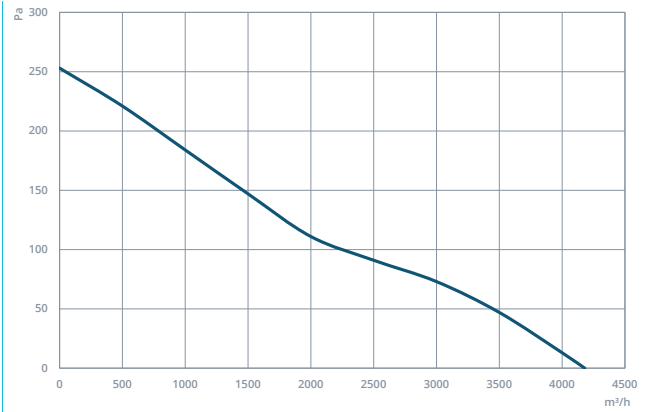
Two Speed Motor Option

PERFORMANCE CURVES

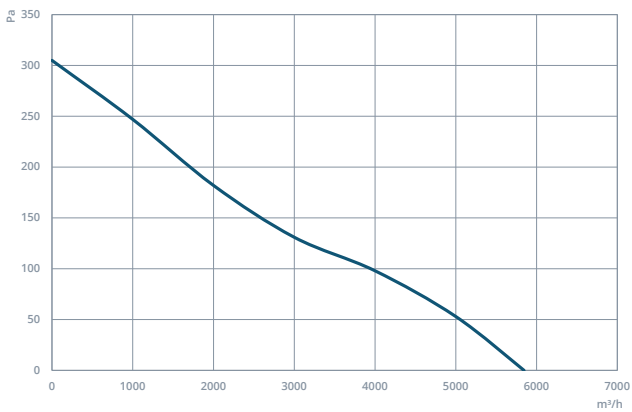
AXIP 400-5-25



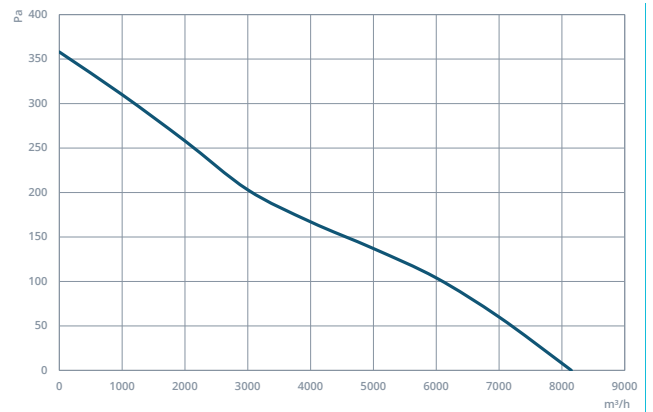
AXIP 450-5-25



AXIP 500-5-25

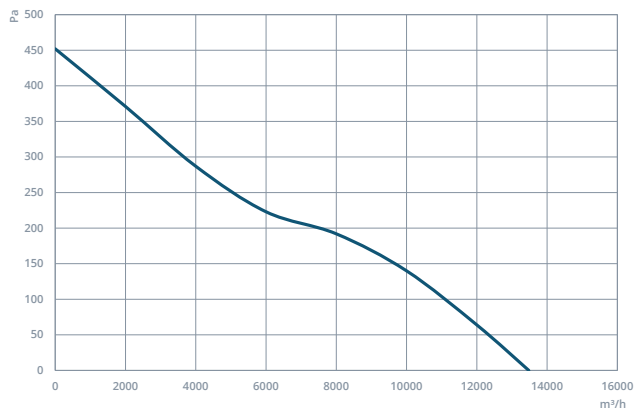


AXIP 560-5-25

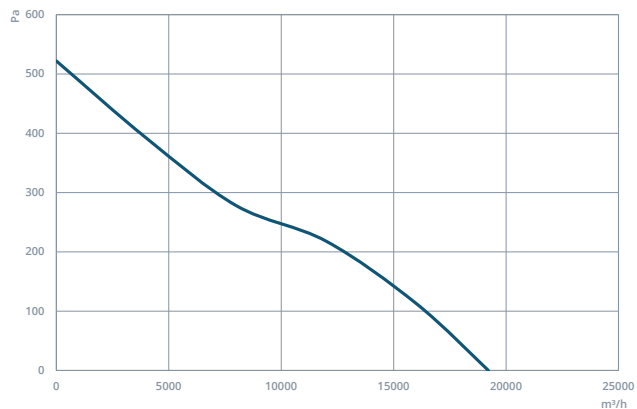


PERFORMANCE CURVES

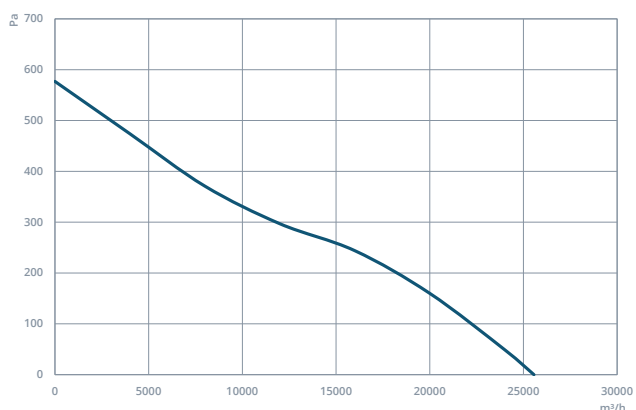
AXIP 630-5-30



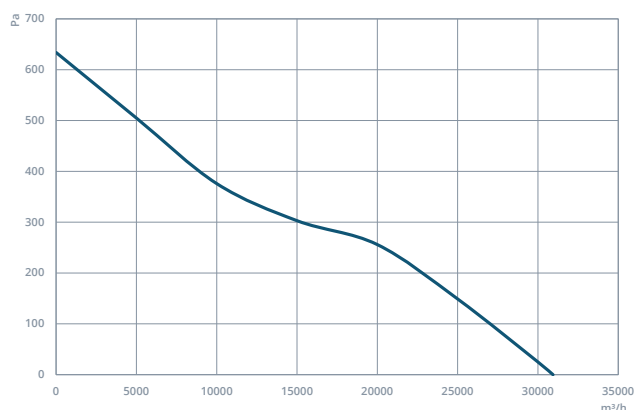
AXIP 710-5-30



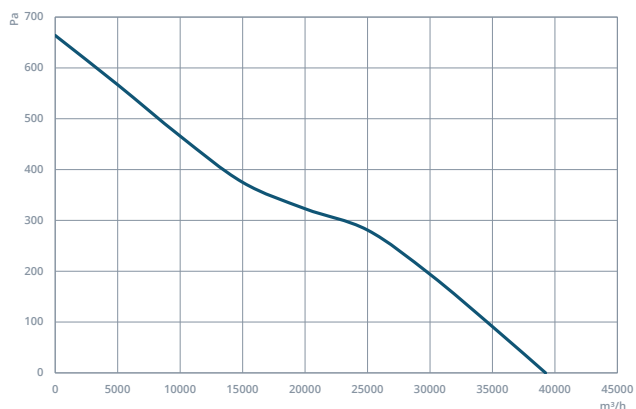
AXIP 800-5-30



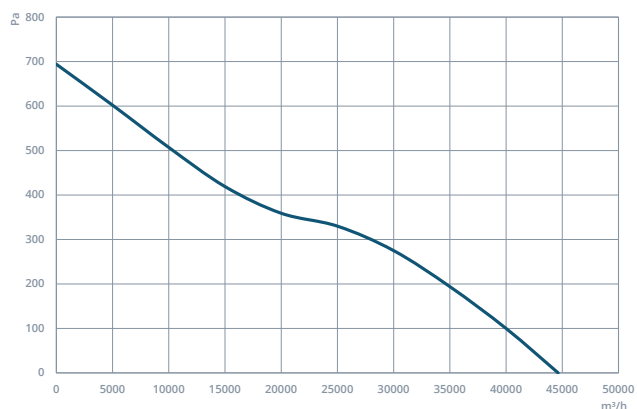
AXIP 800-5-35



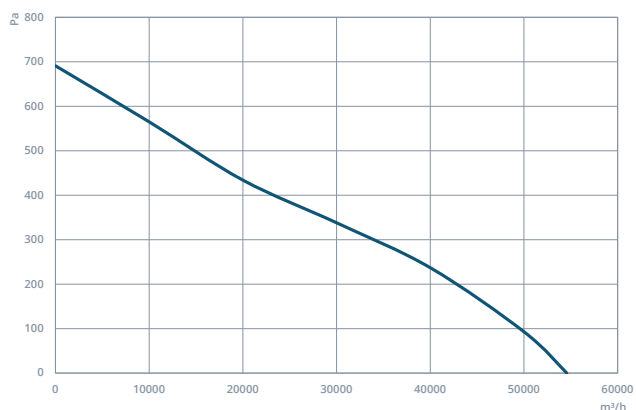
AXIP 900-5-35



AXIP 900-5-40



AXIP 1000-5-40



E ROOF
STORAGE
FACTORY

A

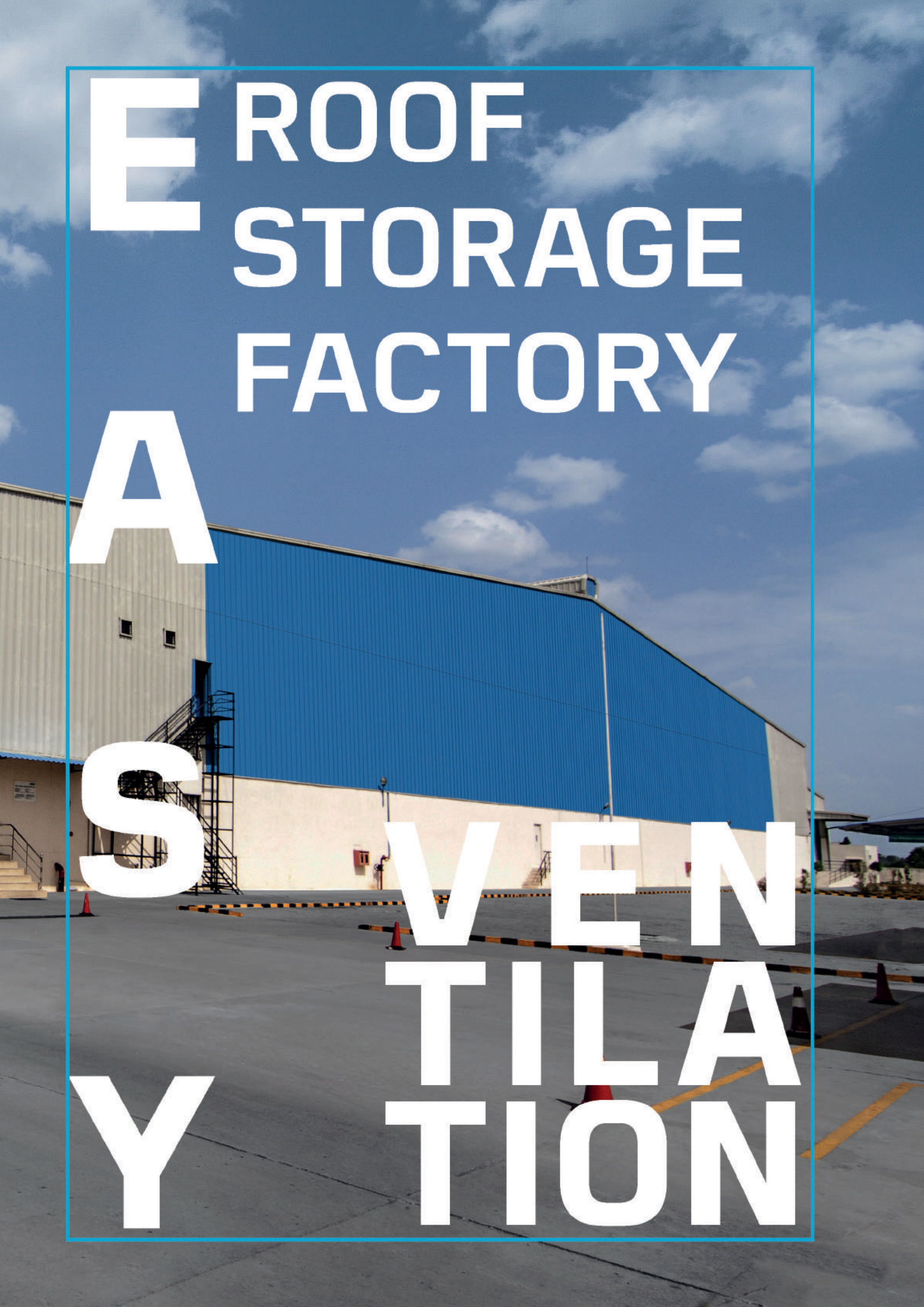
S

VEN

TILA

Y

TION



► CAXI - Roof Mounted Horizontal Discharge Fan

CAXI fans can be used to pressurize and exhaust staircases and elevator shafts. With its hood to protect the motor from rain and snow and powder coating for weather conditions, it can work for a long time.



MOTOR INSULATION CLASS	F CLASS
MOTOR PROTECTION CLASS	IP 55
MOTOR EFFICIENCY CLASS	IE3
MOTOR ENCLOSURE TYPE	TEFC
MOTOR BRAND	GAMAK-VOLT-WAT
BODY MATERIAL	GALVANIZED SHEET METAL
BODY COATING	POWDER COATING
IMPELLER MATERIAL	ALUMINIUM
DUTY CYCLE	IEC Duty Cycle-S1
WORKING TEMPERATURE	-20 - +50 °C
STANDARDS	IEC-60335-2-80, ISO 1940-1



MODEL	VOLTAGE (V)	FREQUENCY (Hz)	POWER (kW)	REVOLUTION (rpm)	FLOW RATE (m³/h)	NOISE LEVEL (dB(A))
CAXI 400-5-25	380	50	0,37	1450	1.200	66
CAXI 450-5-25	380	50	0,55	1456	2.200	69
CAXI 500-5-25	380	50	0,55	1453	3.950	72
CAXI 560-5-25	380	50	0,75	1466	6.100	75
CAXI 630-5-30	380	50	1,10	1465	11.000	80
CAXI 710-5-30	380	50	1,50	1472	17.000	83
CAXI 800-5-30	380	50	2,20	1459	22.250	85
CAXI 800-5-35	380	50	3,00	1463	26.940	89
CAXI 900-5-35	380	50	4,00	1471	34.150	90
CAXI 900-5-40	380	50	5,50	1472	40.000	93
CAXI 1000-5-40	380	50	7,50	1478	49.570	94
CAXI 900-8-40	380	50	11,00	1454	43.200	94
CAXI 1000-8-40	380	50	15,00	1456	58.850	97
CAXI 1000-8-45	380	50	18,50	1458	66.070	99
CAXI 1120-8-40	380	50	22,00	1471	84.620	100
CAXI 1120-8-45	380	50	30,00	1474	92.270	102

Values are for 0 Pa.

OPTIONS



DAMPER



PANEL

OTHER OPTIONS



Electro-static Powder Coating With Any RAL Color



Aluminium or Plastic Blades



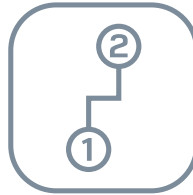
Custom Production For Any Flowrate and Pressure



System Automation

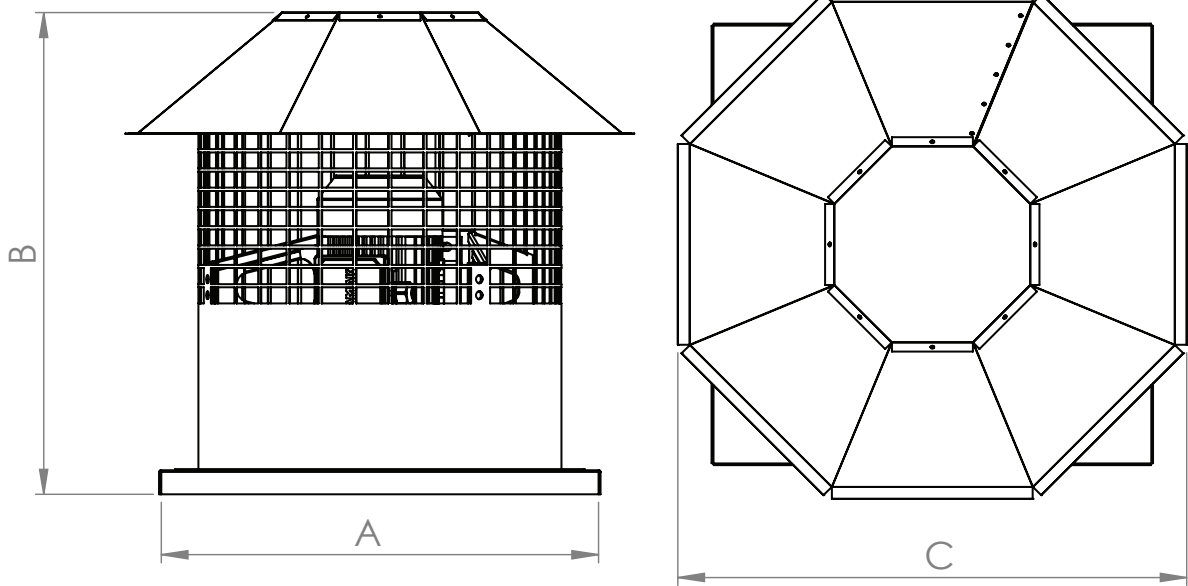


5, 8, 12 and 16 Blades Options



Two Speed Motor Option

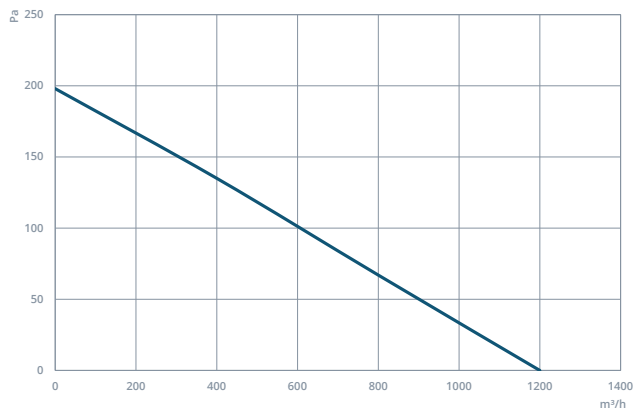
DRAWING



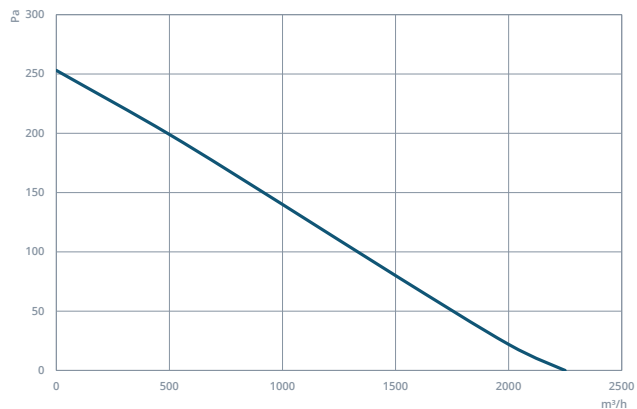
MODEL	A (mm)	B (mm)	C (mm)
CAXI 400	500	800	640
CAXI 450	550	800	640
CAXI 500	600	800	700
CAXI 560	650	800	760
CAXI 630	750	850	850
CAXI 710	850	850	950
CAXI 800	950	850	1070
CAXI 900	1050	1200	1140
CAXI 1000	1150	1200	1240
CAXI 1120	1250	1550	1390

PERFORMANCE CURVES

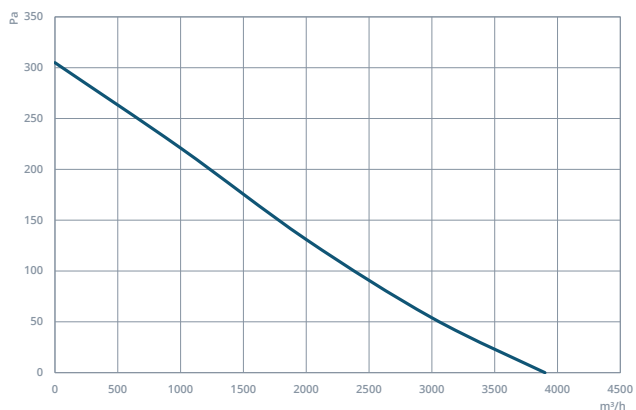
CAXI 400-5-25



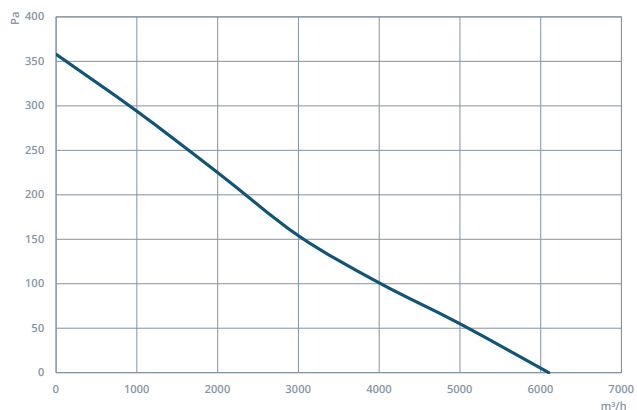
CAXI 450-5-25



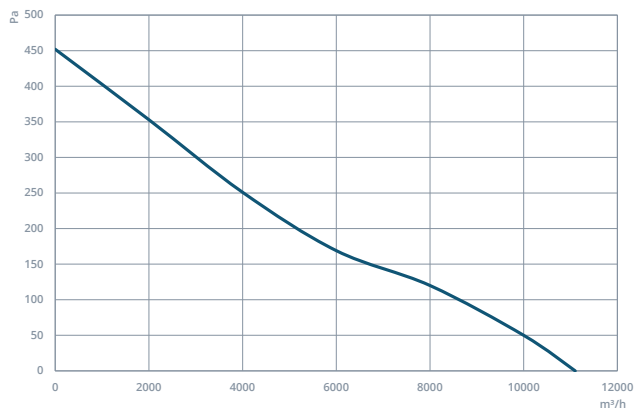
CAXI 500-5-25



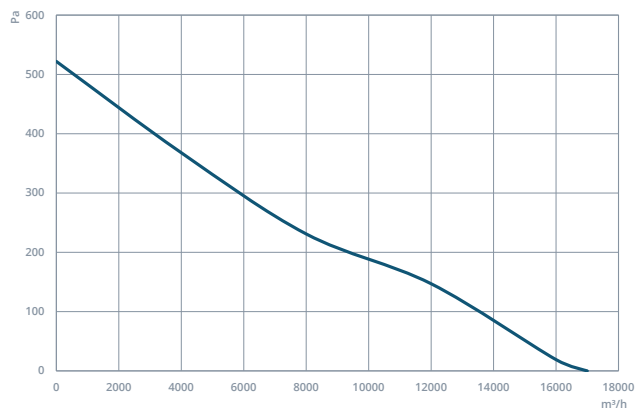
CAXI 560-5-25



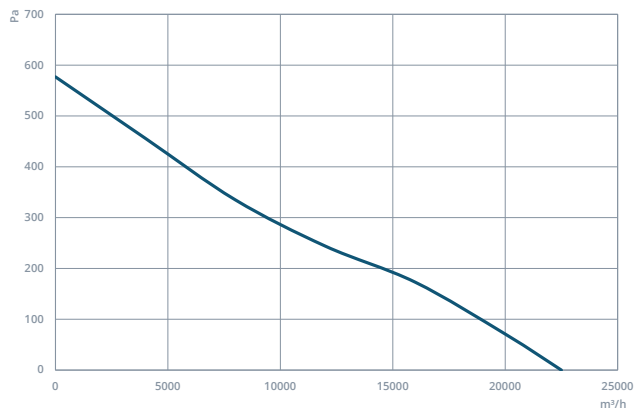
CAXI 630-5-30



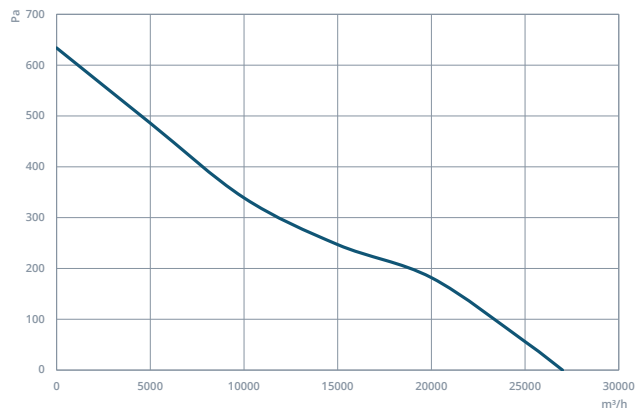
CAXI 710-5-30



CAXI 800-5-30

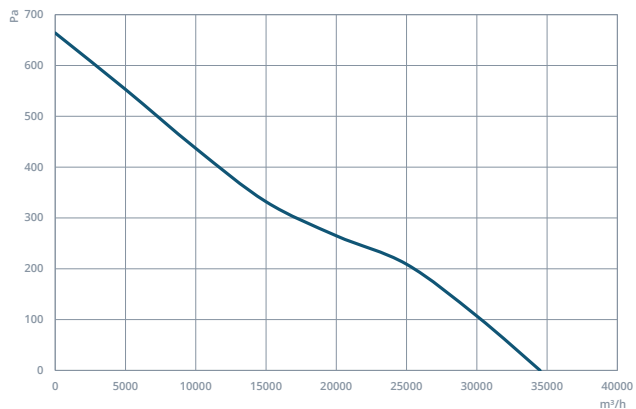


CAXI 800-5-35

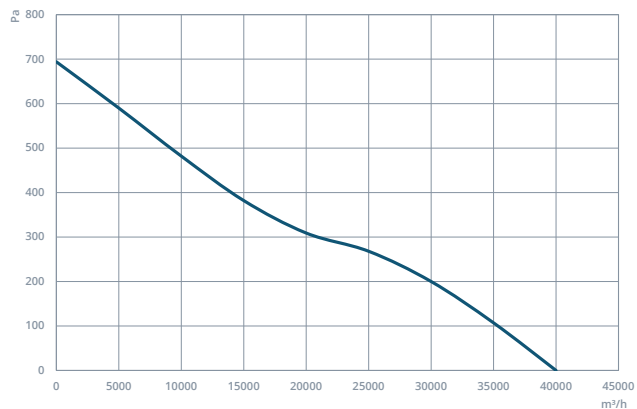


PERFORMANCE CURVES

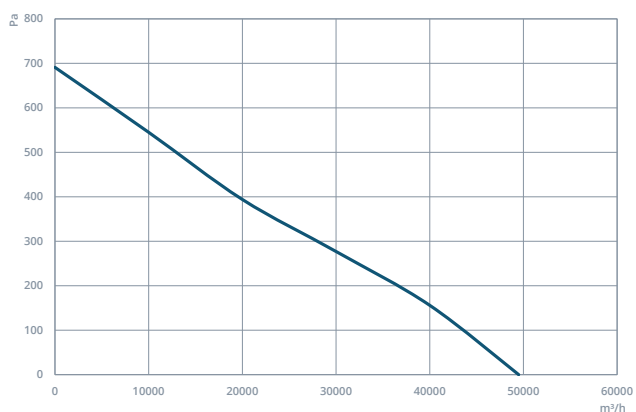
CAXI 900-5-35



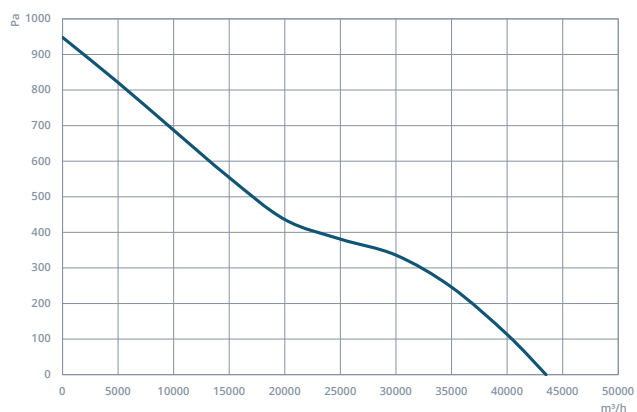
CAXI 900-5-40



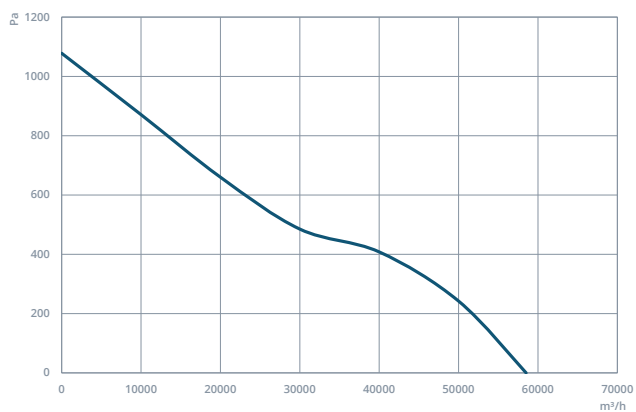
CAXI 1000-5-40



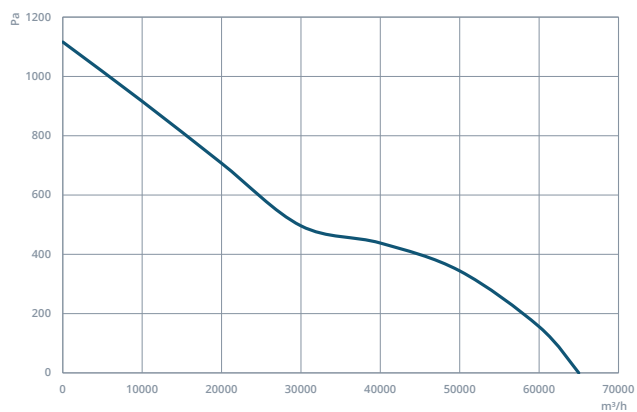
CAXI 900-8-40



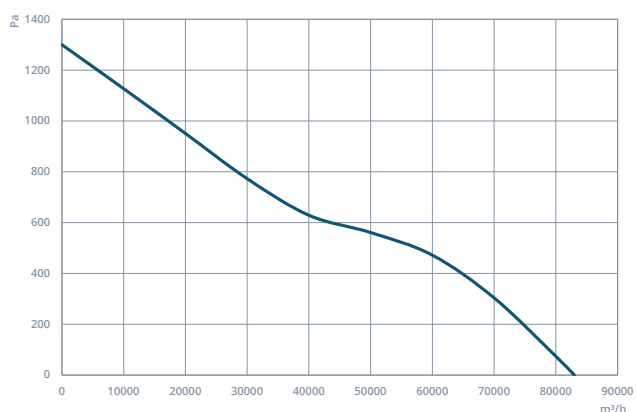
CAXI 1000-8-40



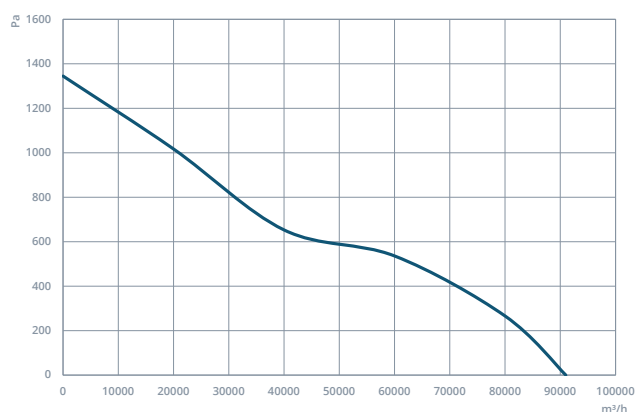
CAXI 1000-8-45



CAXI 1120-8-40



CAXI 1120-8-45



► CTAXI - Roof Mounted Smoke Exhaust Fan - F300

Roof Mounted Smoke Exhaust Fans can keep working for two hours at 300 °C and in combination with Jet Fans can be used to extract smoke from parking lots in case of fire.



MOTOR INSULATION CLASS	H CLASS
MOTOR PROTECTION CLASS	IP 54-IP 55
MOTOR EFFICIENCY CLASS	IE1-IE2
MOTOR ENCLOSURE TYPE	TEAO
MOTOR BRAND	WEG-GAMAK-WAT
BODY MATERIAL	GALVANIZED SHEET METAL
BODY COATING	ELECTRO-STATIC POWDER COATING
IMPELLER MATERIAL	ALUMINIUM
DUTY CYCLE	IEC Duty Cycle-S1
WORKING TEMPERATURE	-20 - +50 °C
STANDARDS	IEC-60335-2-80, ISO 1940-1



MODEL	VOLTAGE (V)	FREQUENCY (Hz)	POWER (kW)	REVOLUTION (rpm)	FLOW RATE (m³/h)	NOISE LEVEL (dB(A))
CTAXI 450-5-25	380	50	0,55	1.456	2.200	69
CTAXI 500-5-25	380	50	0,55	1.453	3.950	72
CTAXI 560-5-25	380	50	0,75	1.466	6.100	75
CTAXI 630-5-30	380	50	1,10	1.465	11.000	80
CTAXI 710-5-30	380	50	1,50	1.472	17.000	83
CTAXI 800-5-30	380	50	2,20	1.459	22.250	85
CTAXI 800-5-35	380	50	3,00	1.463	26.940	89
CTAXI 900-5-35	380	50	4,00	1.471	34.150	90
CTAXI 900-5-40	380	50	5,50	1.472	40.000	93
CTAXI 1000-5-40	380	50	7,50	1.478	49.570	94
CTAXI 900-8-40	380	50	11,00	1.454	43.200	94
CTAXI 1000-8-40	380	50	15,00	1.456	58.850	97
CTAXI 1000-8-45	380	50	18,50	1.458	66.070	99
CTAXI 1120-8-40	380	50	22,00	1.471	84.620	100
CTAXI 1120-8-45	380	50	30,00	1.474	92.270	102

Values are for 0 Pa.

OPTIONS

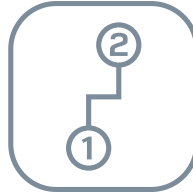


DAMPER

OTHER OPTIONS



Custom Production For Any Flowrate and Pressure



Two Speed Motor Option

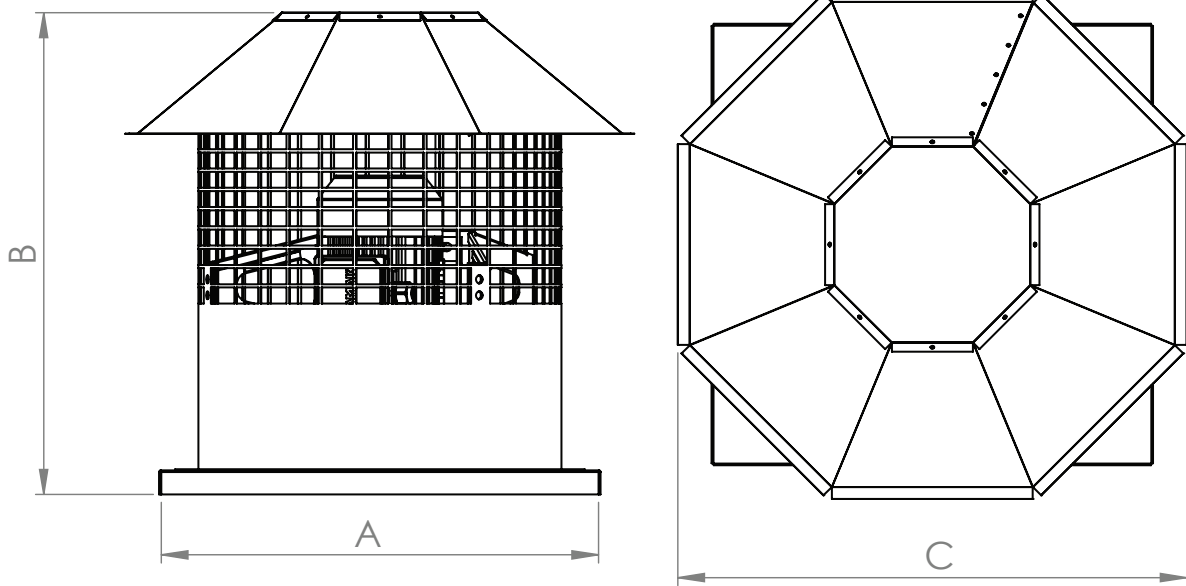


5, 8, 12 and 16 Blades Options



System Automation

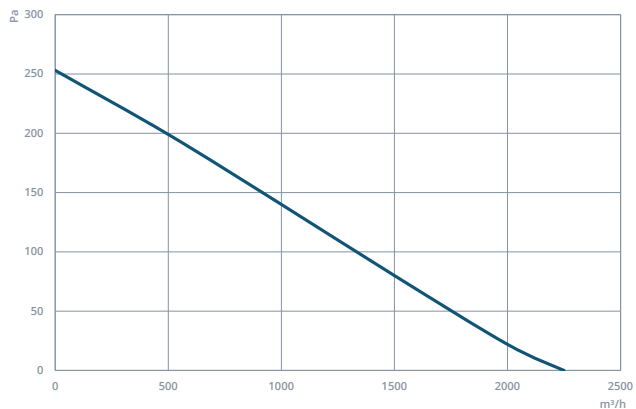
DRAWING



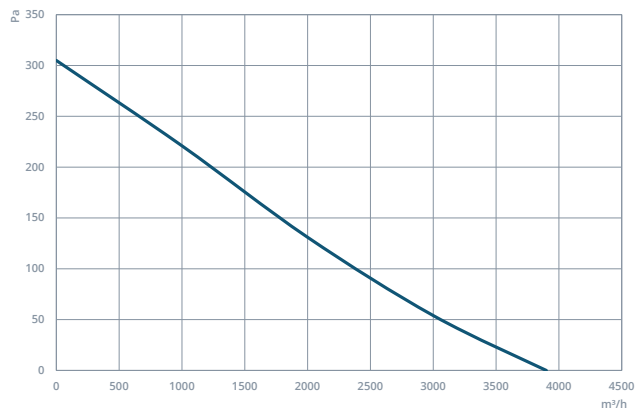
MODEL	A (mm)	B (mm)	C (mm)
CTAXI 450	550	800	640
CTAXI 500	600	800	700
CTAXI 560	650	800	760
CTAXI 630	750	850	850
CTAXI 710	850	850	950
CTAXI 800	950	850	1070
CTAXI 900	1050	1200	1140
CTAXI 1000	1150	1200	1240
CTAXI 1120	1250	1550	1390

PERFORMANCE CURVES

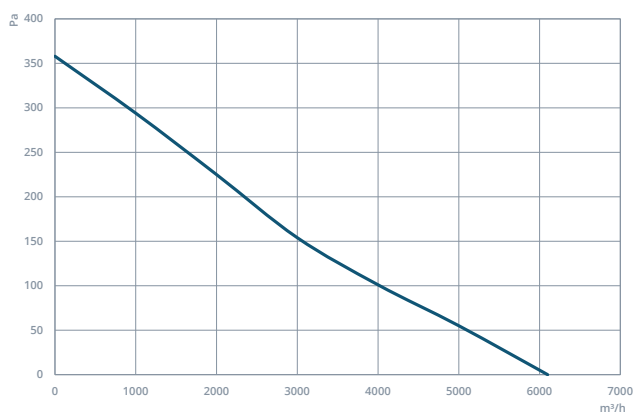
CTAXI 450-5-25



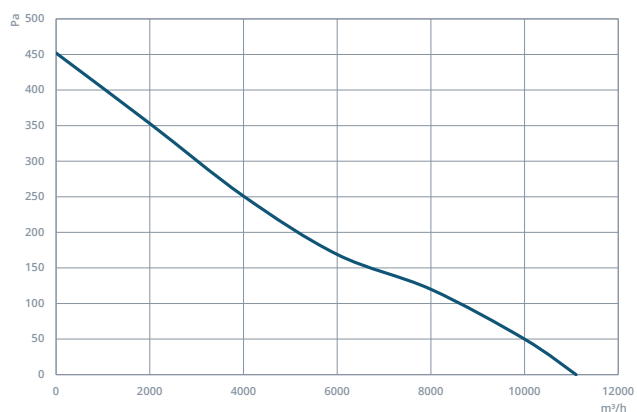
CTAXI 500-5-25



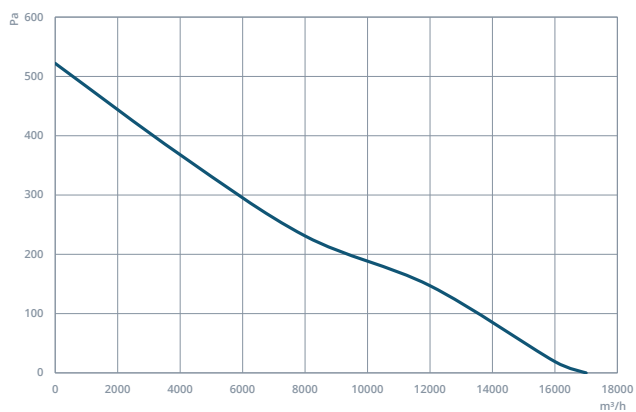
CTAXI 560-5-25



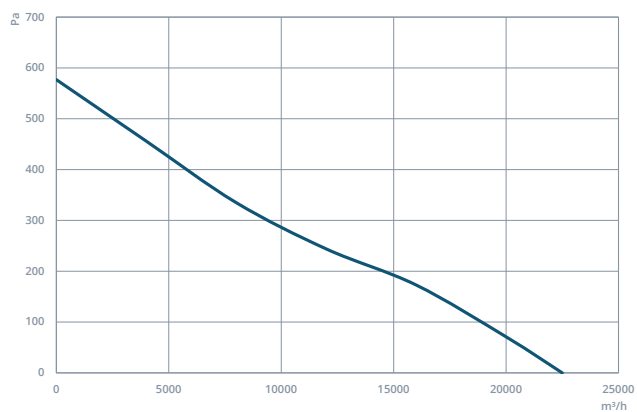
CTAXI 630-5-30



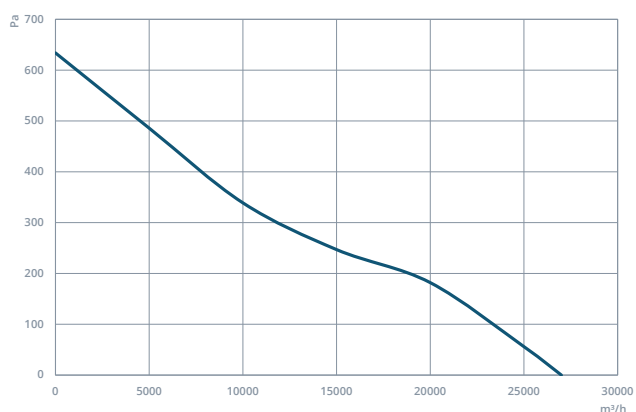
CTAXI 710-5-30



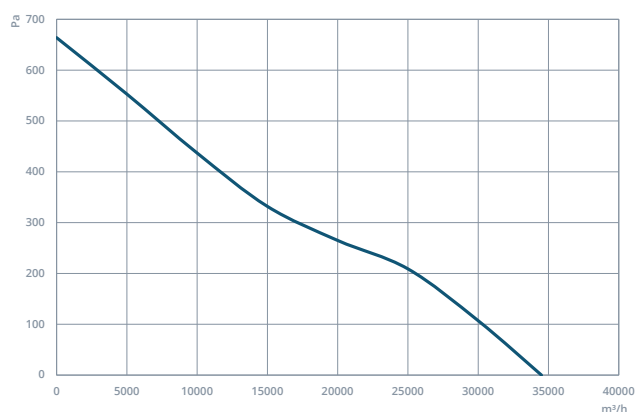
CTAXI 800-5-30



CTAXI 800-5-35

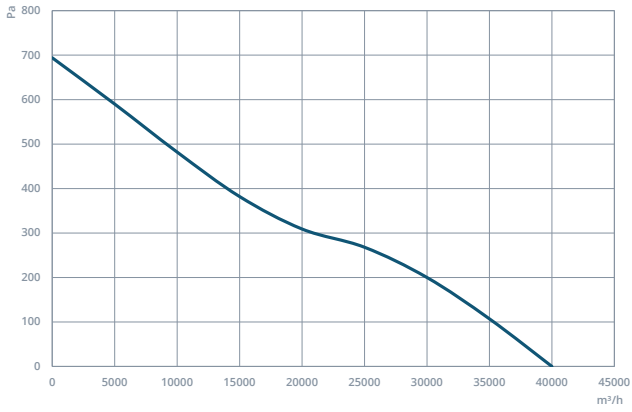


CTAXI 900-5-35

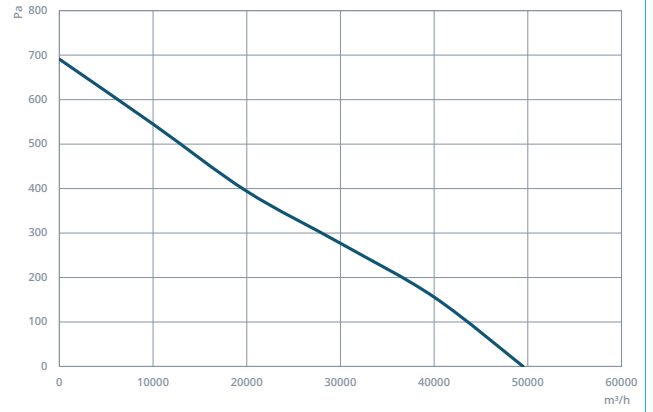


PERFORMANCE CURVES

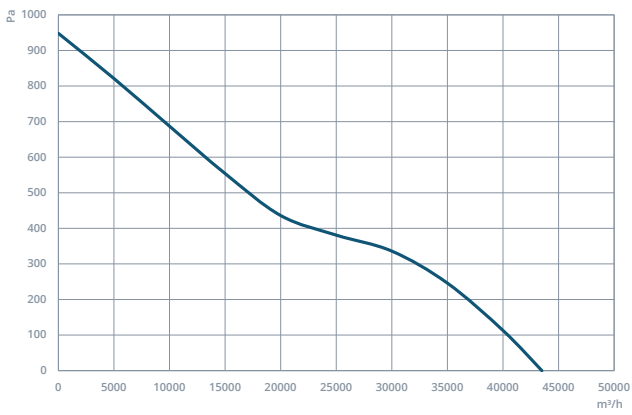
CTAXI 900-5-40



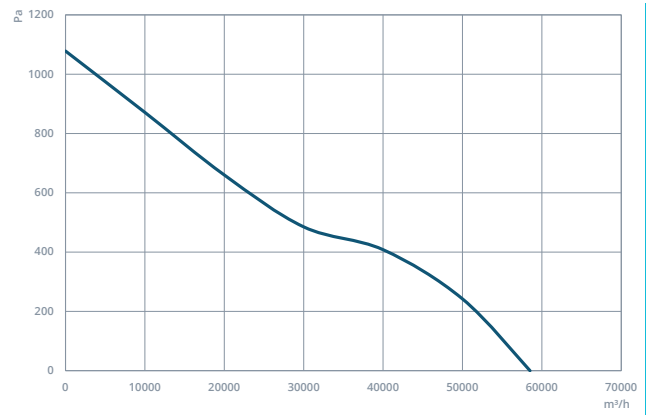
CTAXI 1000-5-40



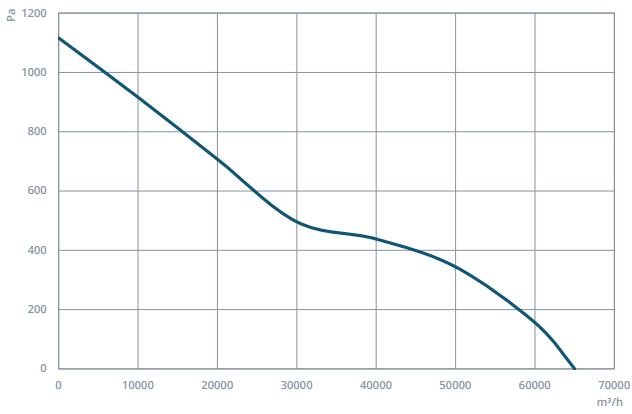
CTAXI 900-8-40



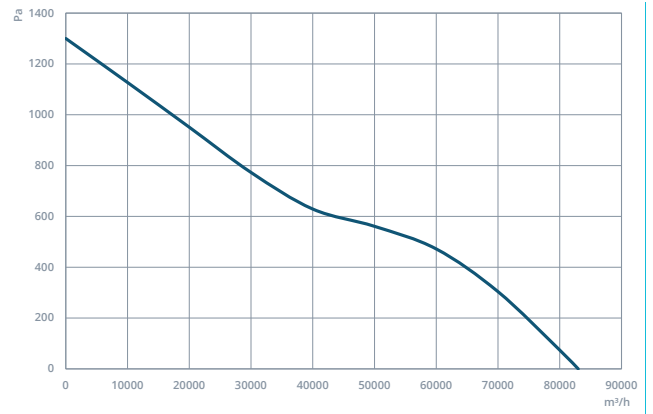
CTAXI 1000-8-40



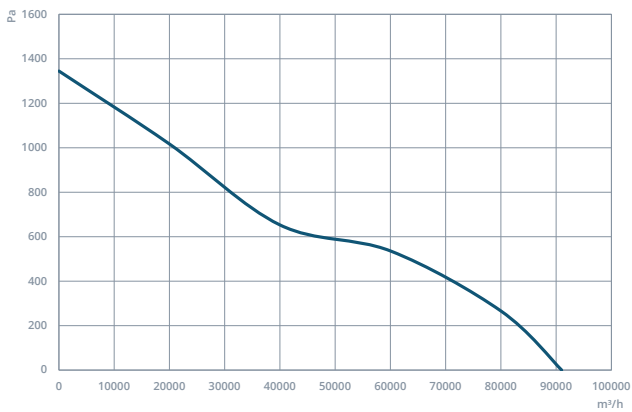
CTAXI 1000-8-45



CTAXI 1120-8-40



CTAXI 1120-8-45



► CTAXI - Roof Mounted Smoke Exhaust Fan - F400

Roof Mounted Smoke Exhaust Fans can keep working for two hours at 400 °C and in combination with Jet Fans can be used to extract smoke from parking lots in case of fire.



MOTOR INSULATION CLASS	H CLASS
MOTOR PROTECTION CLASS	IP 54-IP 55
MOTOR EFFICIENCY CLASS	IE1-IE2
MOTOR ENCLOSURE TYPE	TEAO
MOTOR BRAND	WEG-WAT
BODY MATERIAL	GALVANIZED SHEET METAL
BODY COATING	ELECTRO-STATIC POWDER COATING
IMPELLER MATERIAL	ALUMINIUM
DUTY CYCLE	IEC Duty Cycle-S1
WORKING TEMPERATURE	-20 - +50 °C
STANDARDS	IEC-60335-2-80, ISO 1940-1



MODEL	VOLTAGE (V)	FREQUENCY (Hz)	POWER (kW)	REVOLUTION (rpm)	FLOW RATE (m³/h)	NOISE LEVEL (dB(A))
CTAXI 450-5-25	380	50	0,55	1456	2.200	69
CTAXI 500-5-25	380	50	0,55	1453	3.950	72
CTAXI 560-5-25	380	50	0,75	1466	6.100	75
CTAXI 630-5-30	380	50	1,10	1465	11.000	80
CTAXI 710-5-30	380	50	1,50	1472	17.000	83
CTAXI 800-5-30	380	50	2,20	1459	22.250	85
CTAXI 800-5-35	380	50	3,00	1463	26.940	89
CTAXI 900-5-35	380	50	4,00	1471	34.150	90
CTAXI 900-5-40	380	50	5,50	1472	40.000	93
CTAXI 1000-5-40	380	50	7,50	1478	49.570	94
CTAXI 900-8-40	380	50	11,00	1454	43.200	94
CTAXI 1000-8-40	380	50	15,00	1456	58.850	97
CTAXI 1000-8-45	380	50	18,50	1458	66.070	99
CTAXI 1120-8-40	380	50	22,00	1471	84.620	100
CTAXI 1120-8-45	380	50	30,00	1474	92.270	102

Values are for 0 Pa.

OPTIONS

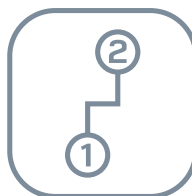


DAMPER

OTHER OPTIONS



Custom Production For Any Flowrate and Pressure



Two Speed Motor Option

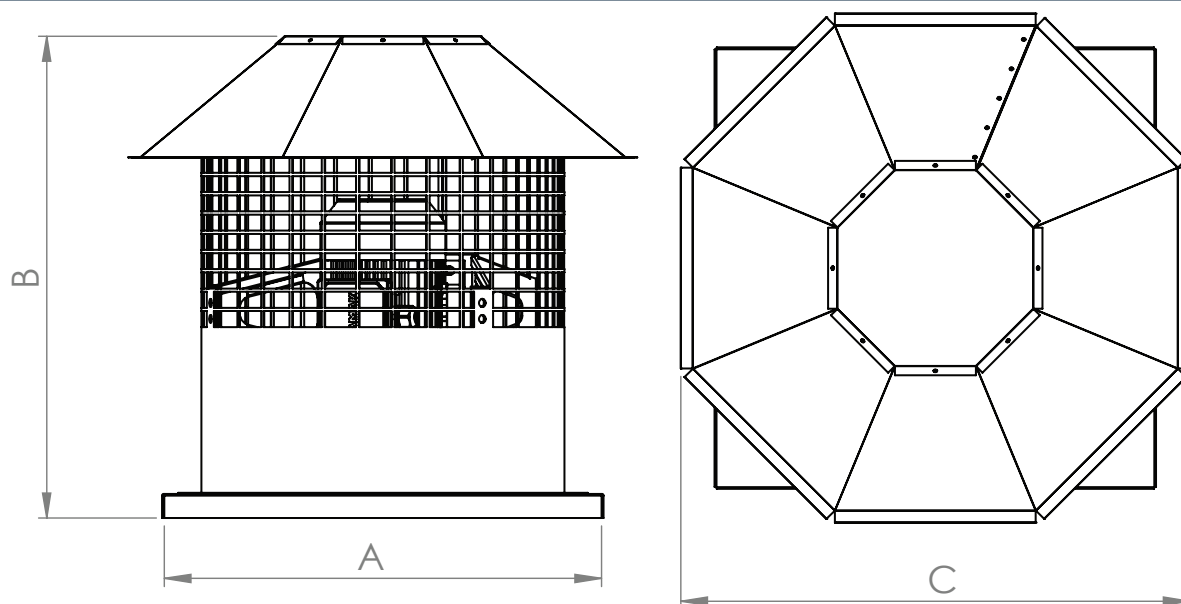


5, 8, 12 and 16 Blades Options



System Automation

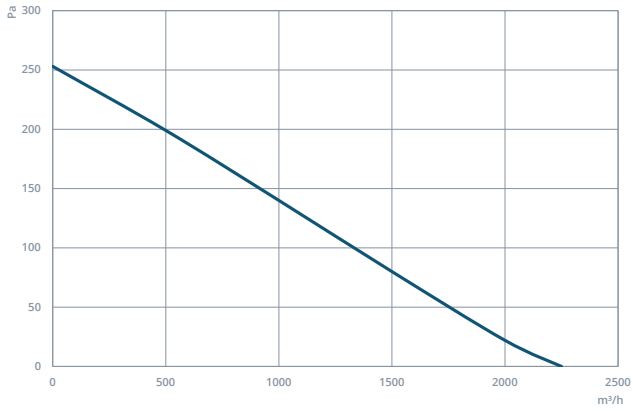
DRAWING



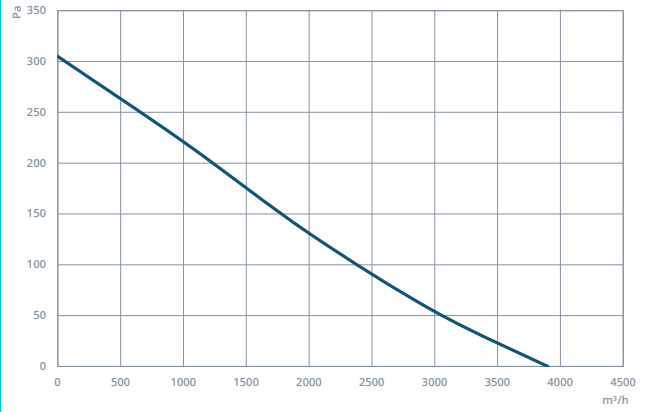
MODEL	A (mm)	B (mm)	C (mm)
CTAXI 450	550	800	640
CTAXI 500	600	800	700
CTAXI 560	650	800	760
CTAXI 630	750	850	850
CTAXI 710	850	850	950
CTAXI 800	950	850	1070
CTAXI 900	1050	1200	1140
CTAXI 1000	1150	1200	1240
CTAXI 1120	1250	1550	1390

PERFORMANCE CURVES

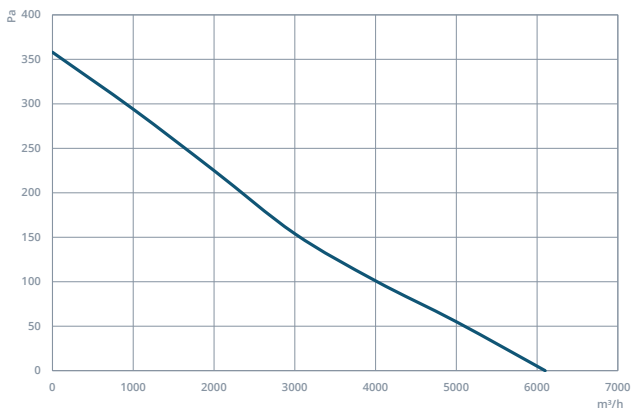
CTAXI 450-5-25



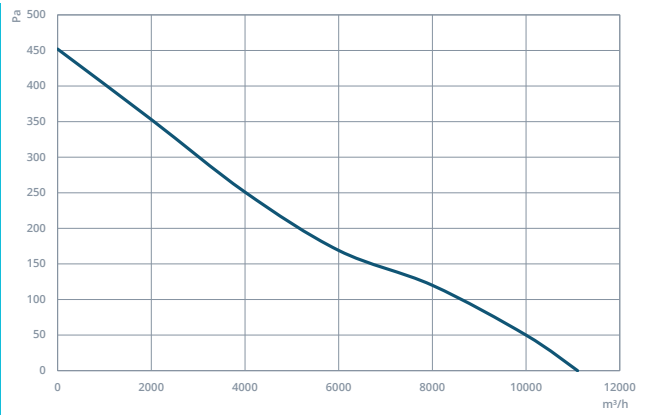
CTAXI 500-5-25



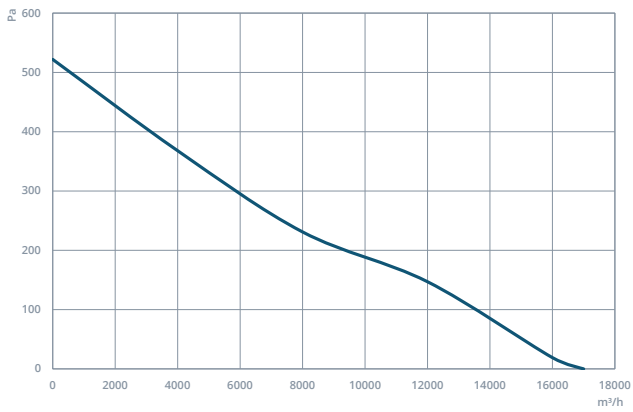
CTAXI 560-5-25



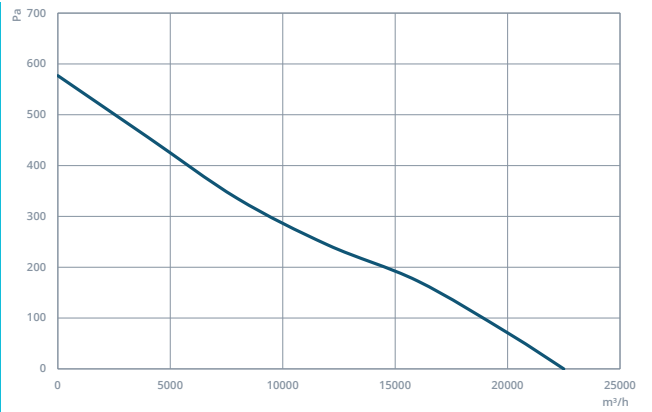
CTAXI 630-5-30



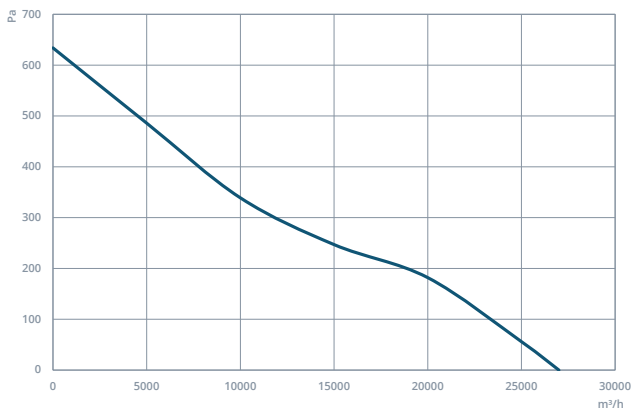
CTAXI 710-5-30



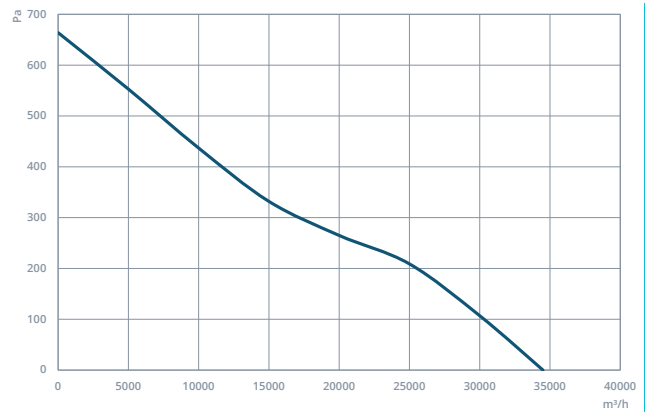
CTAXI 800-5-30



CTAXI 800-5-35

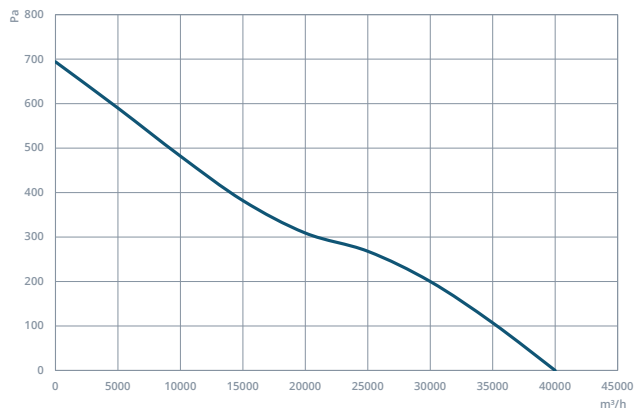


CTAXI 900-5-35

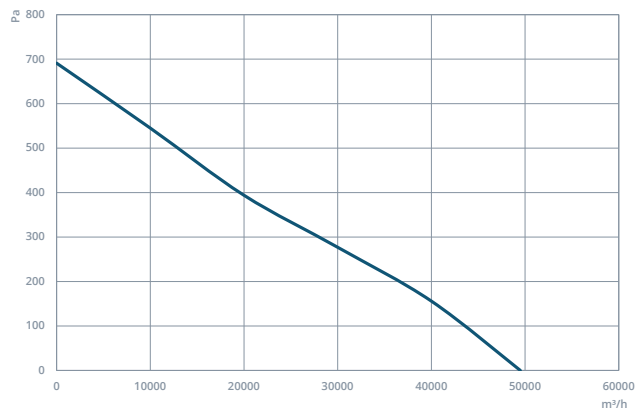


PERFORMANCE CURVES

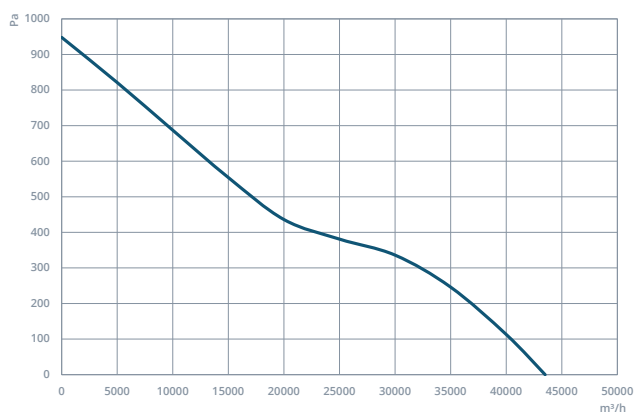
CTAXI 900-5-40



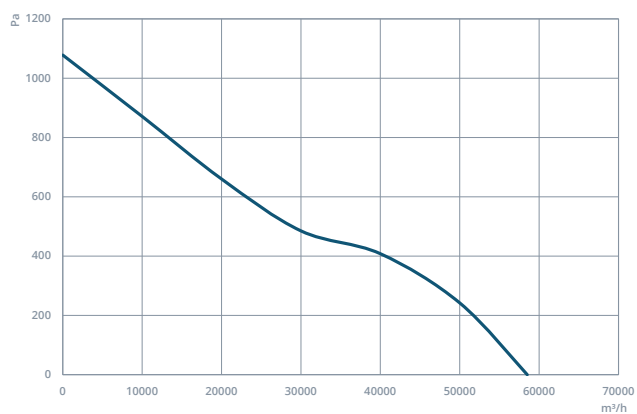
CTAXI 1000-5-40



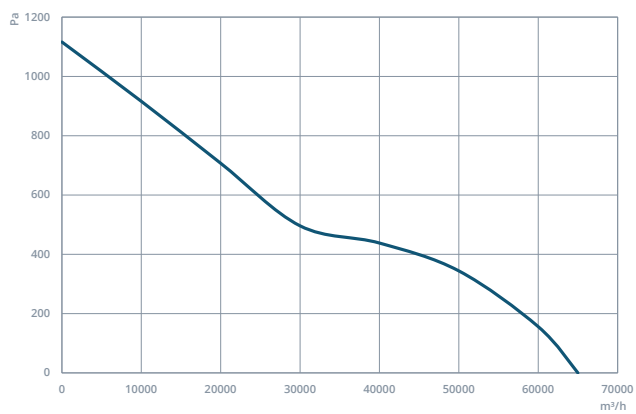
CTAXI 900-8-40



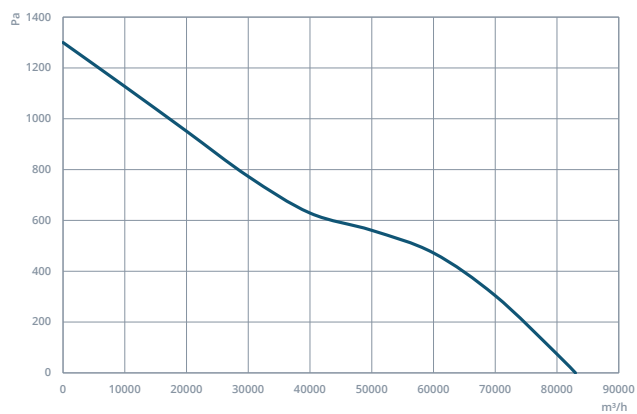
CTAXI 1000-8-40



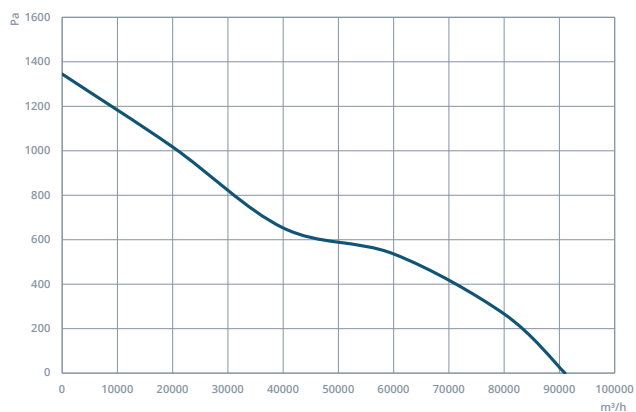
CTAXI 1000-8-45



CTAXI 1120-8-40



CTAXI 1120-8-45



► CAXIDIK - Roof Mounted Vertical Discharge Axial Fan

CAXIDIK fans push the air vertically unlike traditional roof fans which push horizontally. The air can be pushed up to 10 meters which allows the fan to be placed in close quarters with other things and doesn't disturb people who may be on the same level as the fan.



MOTOR INSULATION CLASS	F CLASS
MOTOR PROTECTION CLASS	IP 55
MOTOR EFFICIENCY CLASS	IE3
MOTOR ENCLOSURE TYPE	TEFC
MOTOR BRAND	GAMAK-VOLT-WAT
BODY MATERIAL	GALVANIZED SHEET METAL
BODY COATING	POWDER COATING
IMPELLER MATERIAL	ALUMINIUM
DUTY CYCLE	IEC Duty Cycle-S1
WORKING TEMPERATURE	-20 - +50 °C
STANDARDS	IEC-60335-2-80, ISO 1940-1



MODEL	VOLTAGE (V)	FREQUENCY (Hz)	POWER (kW)	REVOLUTION (rpm)	FLOW RATE (m³/h)	NOISE LEVEL (dB(A))
CAXIDIK 400-5-25	380	50	0,37	1.450	1.200	66
CAXIDIK 450-5-25	380	50	0,55	1.456	2.200	69
CAXIDIK 500-5-25	380	50	0,55	1.453	3.950	72
CAXIDIK 560-5-25	380	50	0,75	1.466	6.100	75
CAXIDIK 630-5-30	380	50	1,10	1.465	11.000	80
CAXIDIK 710-5-30	380	50	1,50	1.472	17.000	83
CAXIDIK 800-5-30	380	50	2,20	1.459	22.250	85
CAXIDIK 800-5-35	380	50	3,00	1.463	26.940	89

Values are for 0 Pa.

OPTIONS



DAMPER

OTHER OPTIONS



Electro-static Powder Coating With Any RAL Color

AL
/
PA

Aluminium or Plastic Blades



Custom Production For Any Flowrate and Pressure

F300
F400

F300&F400 Motors

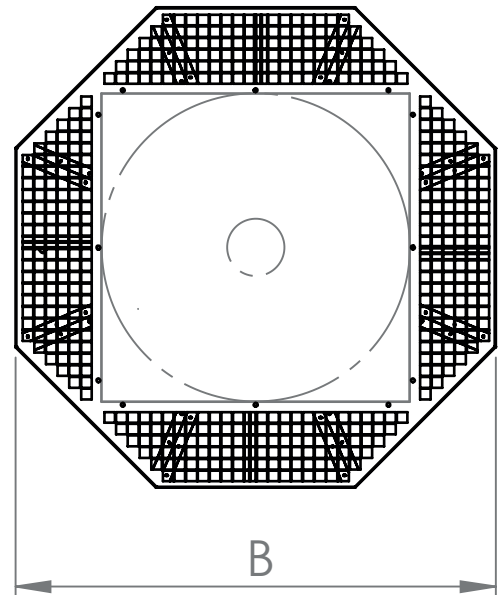
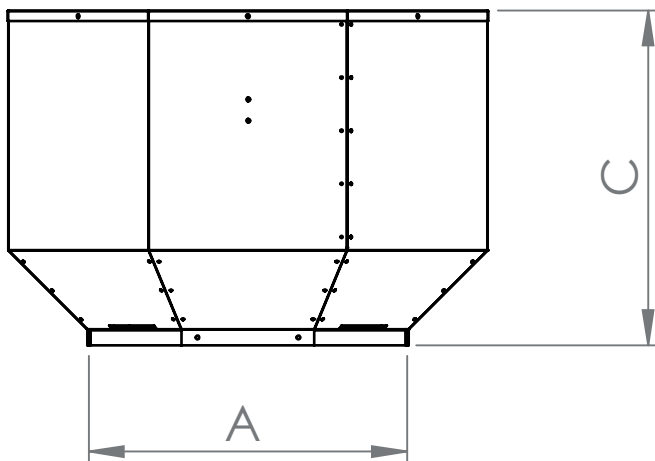


5, 8, 12 and 16 Blades Options

2
1

Two Speed Motor Option

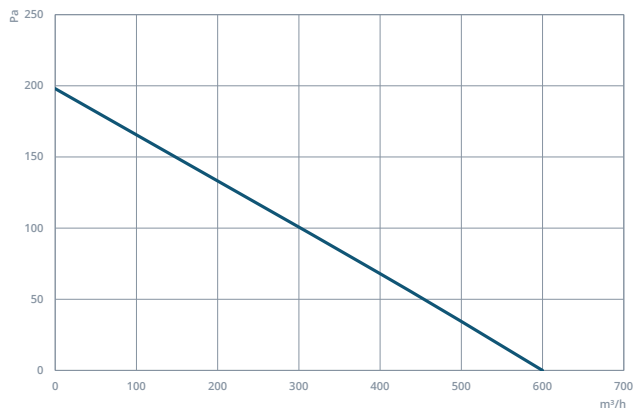
DRAWING



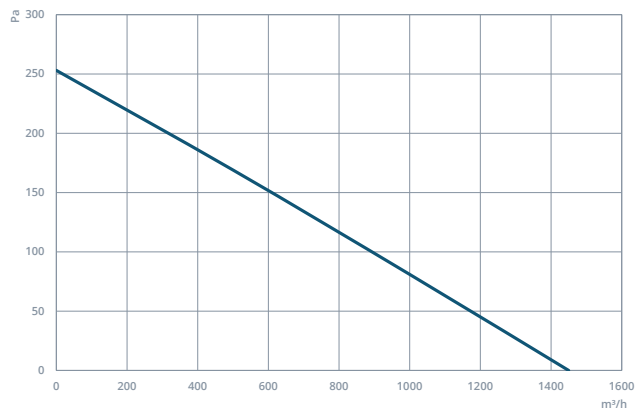
MODEL	A (mm)	B (mm)	C (mm)
CAXIDIK 400	500	800	600
CAXIDIK 450	550	850	600
CAXIDIK 500	600	900	630
CAXIDIK 560	660	960	630
CAXIDIK 630	730	1030	700
CAXIDIK 710	810	1110	700
CAXIDIK 800	900	1200	750

PERFORMANCE CURVES

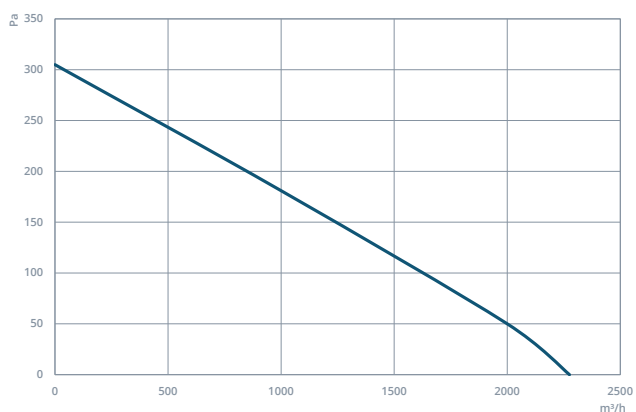
CAXIDIK 400-5-25



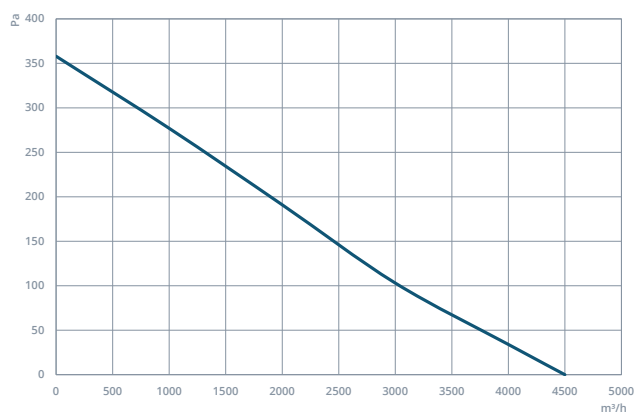
CAXIDIK 450-5-25



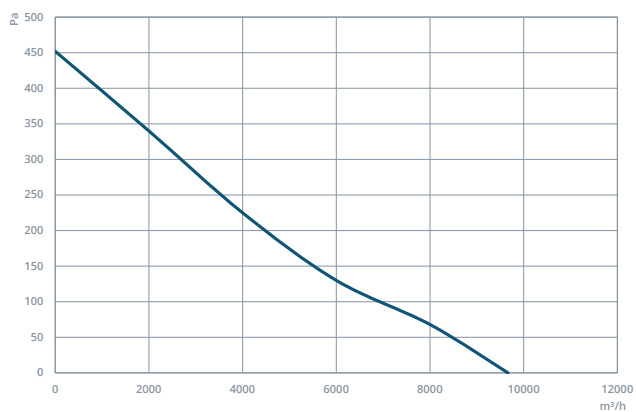
CAXIDIK 500-5-25



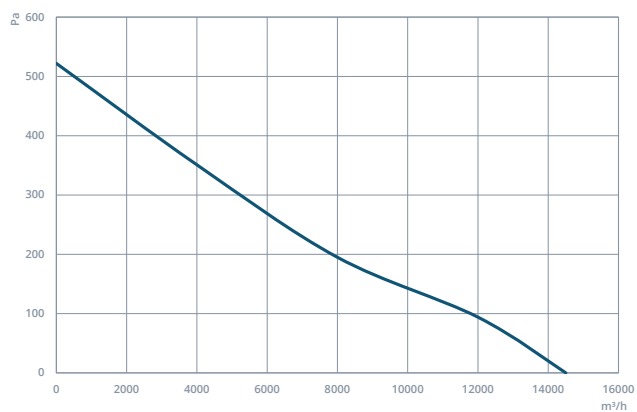
CAXIDIK 560-5-25



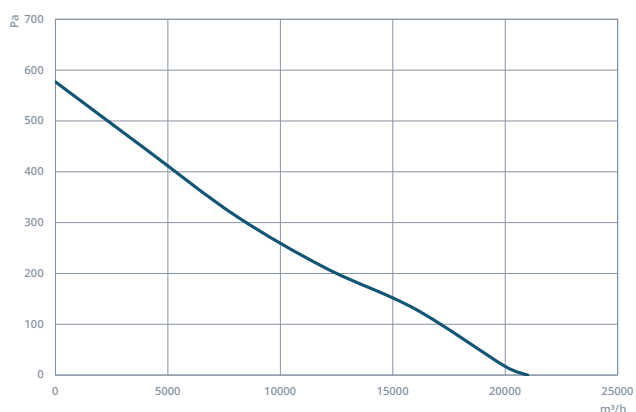
CAXIDIK 630-5-30



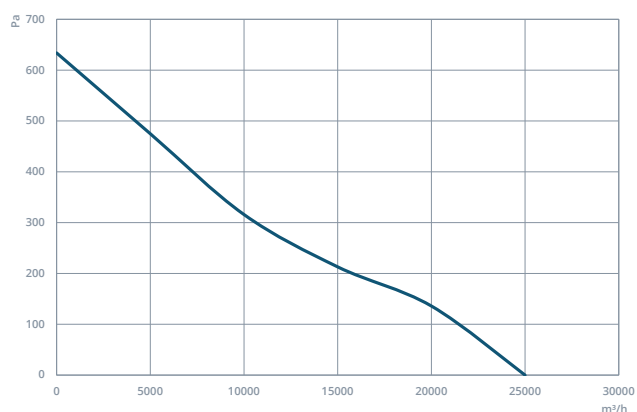
CAXIDIK 710-5-30



CAXIDIK 800-5-30





CAXIDIK 800-5-35



► KMF - MIXED FLOW FANS

KMF fans are used in areas such as warehouses where the shelves are very dense and the air does not move. It helps to provide a balanced temperature distribution by mixing the air in the environment and bringing the hot air above down.

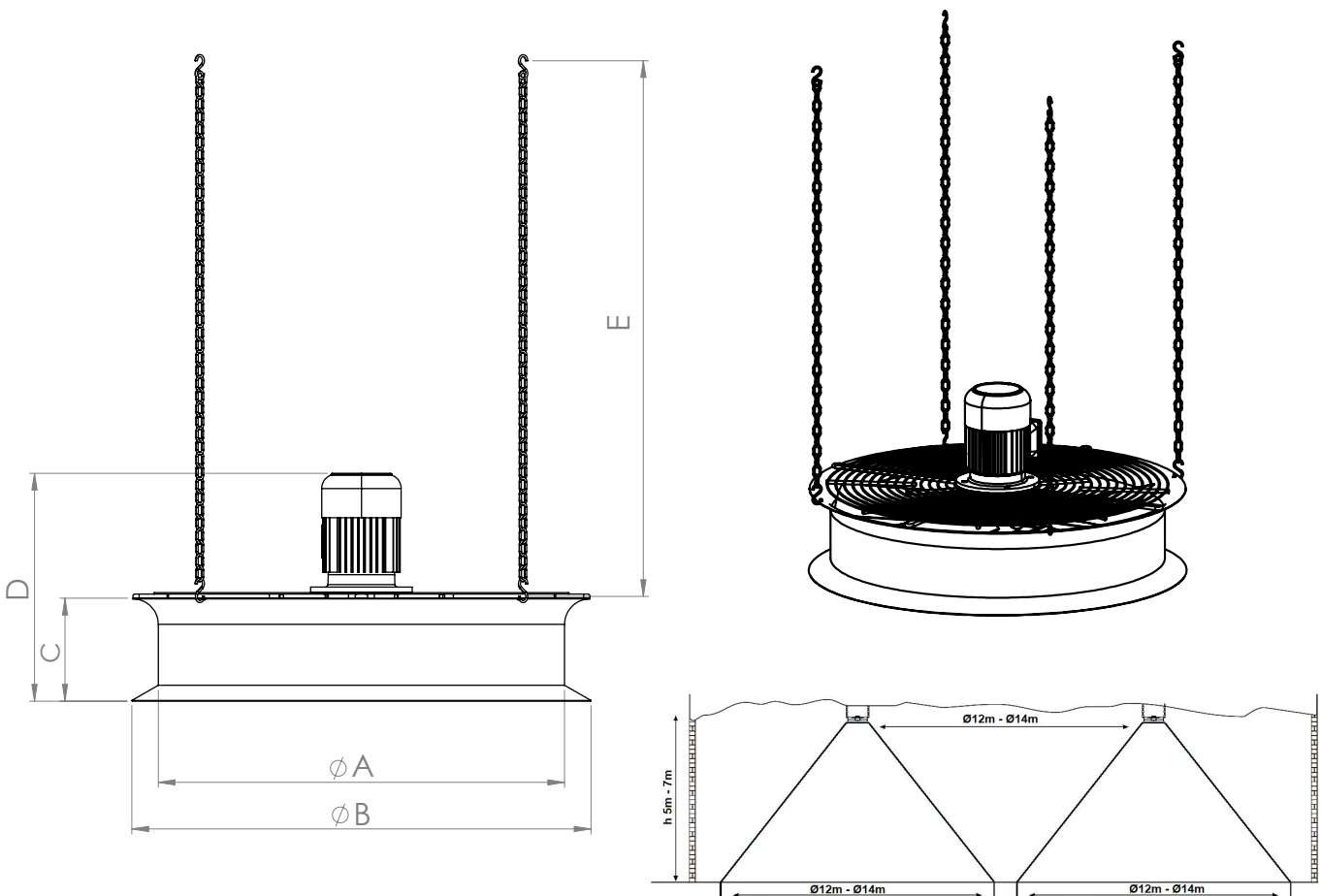


MOTOR INSULATION CLASS	F CLASS
MOTOR PROTECTION CLASS	IP 55
MOTOR EFFICIENCY CLASS	IE3
MOTOR ENCLOSURE TYPE	TEFC
MOTOR BRAND	VOLT
BODY MATERIAL	GALVANIZED SHEET METAL
BODY COATING MATERIAL	ELEKTRO-STATIC POWDER COATING
IMPELLER MATERIAL	PLASTIC
DUTY CYCLE	IEC Duty Cycle-S1
WORKING TEMPERATURE	-20 - +50 °C
STANDARDS	IEC-60335-2-80, ISO 1940-1

MODEL	VOLTAGE (V)	FREQUENCY (Hz)	POWER (kW)	REVOLUTION (rpm)	FLOW RATE (m³/h)	NOISE LEVEL (dB(A))
KMF 800-5-30	380	50	0,25	720	13000	66

Values are for 0 Pa.

DRAWING




MODEL	A (mm)	B (mm)	C (mm)	D (mm)	E (mm)	Number of Chain
KMF 800-5-30	800	900	200	500	1000	4

► SOF - Evaporator And Cooler Fan

SOF fans can be used to push or pull air for commercial and industrial refrigerators, cold kitchen storage and cold storage. They can be ordered to be blower suction type.



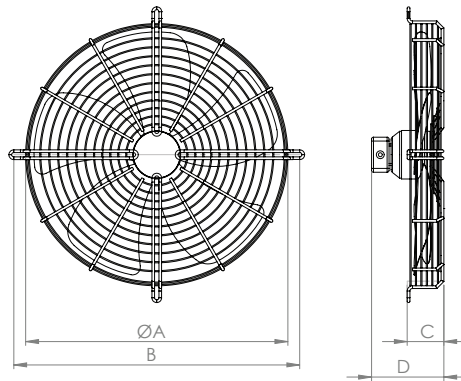
MOTOR INSULATION CLASS	F CLASS
MOTOR PROTECTION CLASS	IP 44
MOTOR EFFICIENCY CLASS	-
MOTOR ENCLOSURE TYPE	EXTERNAL ROTOR MOTOR
MOTOR BRAND	KAYI
BODY MATERIAL	STEEL GRILLE
BODY COATING	POWDER COATING
IMPELLER MATERIAL	ALUMINIUM/GALVANIZED METAL
DUTY CYCLE	IEC Duty Cycle-S1
WORKING TEMPERATURE	-20 - +50 °C
STANDARDS	IEC-60335-2-80, ISO 1940-1



MODEL	VOLTAGE (V)	FREQUENCY (Hz)	POWER (W)	REVOLUTION (rpm)	FLOW RATE (m³/h)	NOISE LEVEL (dB(A))
SOF 250	220	50	50	1.380	1.000	44
SOF 300	220	50	90	1.370	1.700	50
SOF 350	220	50	138	1.370	2.980	58
SOF 400	220	50	180	1.350	3.900	58
SOF 450	220	50	250	1.380	5.100	63
SOF 500	220-380	50	470	1.370	6.900	65
SOF 630	220-380	50	900	1.320	12.300	69

Values are for 0 Pa.

DRAWING



MODEL	A (mm)	B (mm)	C (mm)	D (mm)
SOF 250	250	330	80	130
SOF 300	300	380	80	130
SOF 350	350	430	80	130
SOF 400	400	480	100	150
SOF 450	450	530	100	150



**E DUCT
L INSTALL
USE**

A

S

Y

**V E N
T I L A
T I O N**

► AXIS - Axial In-line Duct Fan

AXIS fans can be used when low volume ventilation needs. It is easy-to-install, has low noise level and power usage.



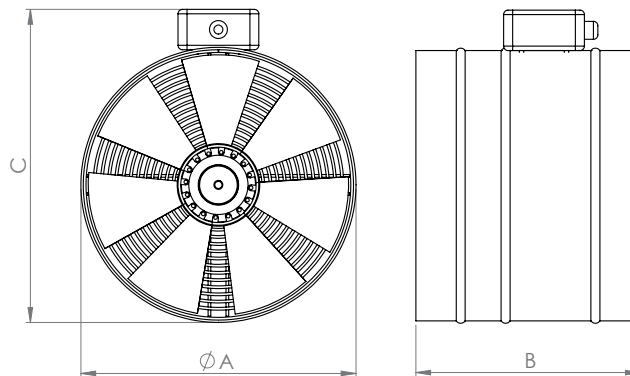
MOTOR INSULATION CLASS	F CLASS
MOTOR PROTECTION CLASS	IP 44
MOTOR EFFICIENCY CLASS	-
MOTOR ENCLOSURE TYPE	EXTERNAL ROTOR MOTOR
MOTOR BRAND	KAYI
BODY MATERIAL	GALVANIZED SHEET METAL
BODY COATING	POWDER COATING
IMPELLER MATERIAL	GALVANIZED SHEET METAL
DUTY CYCLE	IEC Duty Cycle-S1
WORKING TEMPERATURE	-20 - +50 °C
STANDARDS	IEC-60335-2-80, ISO 1940-1



MODEL	VOLTAGE (V)	FREQUENCY (Hz)	POWER (W)	REVOLUTION (rpm)	FLOW RATE (m³/h)	NOISE LEVEL (dB(A))
AXIS 200	230	50	70	2.650	680	50
AXIS 250	230	50	100	2.700	1.500	52
AXIS 300	230	50	163	2.550	2.025	54
AXIS 350	230	50	240	2.250	3.110	58

Values are for 0 Pa.

DRAWING



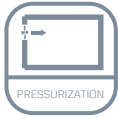
MODEL	A (mm)	B (mm)	C (mm)
AXIS 200	197	200	247
AXIS 250	247	250	297
AXIS 300	297	250	347
AXIS 350	347	300	397



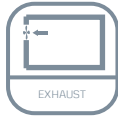
**E WINDOW
WALL
INSTALL
A
S V E N
T I L A
T I O N
Y**

► DAXIS - Wall Mounted Axial Fan

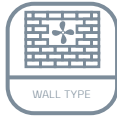
DAXIS fans can be used when low volume required. It is easy to install to walls and windows. Low noise level and power usage makes it an ideal solution for commercial usage.



PRESSURIZATION



EXHAUST



WALL TYPE



MOTOR IN THE AIRSTREAM



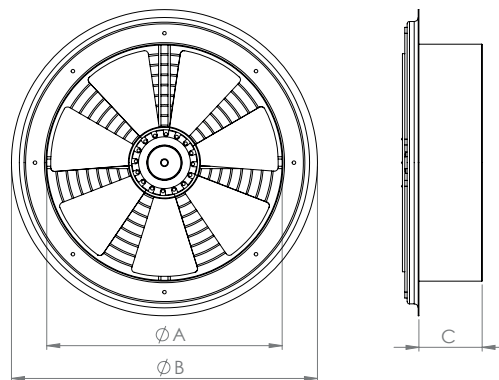
MOTOR INSULATION CLASS	F CLASS
MOTOR PROTECTION CLASS	IP 44
MOTOR EFFICIENCY CLASS	-
MOTOR ENCLOSURE TYPE	EXTERNAL ROTOR MOTOR
MOTOR BRAND	KAYI
BODY MATERIAL	GALVANIZED SHEET METAL
BODY COATING	POWDER COATING
IMPELLER MATERIAL	GALVANIZED SHEET METAL
DUTY CYCLE	IEC Duty Cycle-S1
WORKING TEMPERATURE	-20 - +50 °C
STANDARDS	IEC-60335-2-80, ISO 1940-1



MODEL	VOLTAGE (V)	FREQUENCY (Hz)	POWER (W)	REVOLUTION (rpm)	FLOW RATE (m³/h)	NOISE LEVEL (dB(A))
DAXIS 200	230	50	70	2.650	680	50
DAXIS 250	230	50	100	2.700	1.500	52
DAXIS 300	230	50	163	2.550	2.025	54
DAXIS 350	230	50	240	2.250	3.110	58

Values are for 0 Pa.

DRAWING

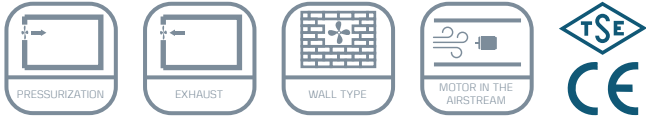


MODEL	A (mm)	B (mm)	C (mm)
DAXIS 200	197	290	70
DAXIS 250	247	340	70
DAXIS 300	297	390	80
DAXIS 350	347	440	80

**E WINDOW
WALL
INSTALL
A
S V E N
T I L A
T I O N
Y**

► KDAXIS - Wall Mounted Axial Fan With Square Body

KDAXIS fans can be used when low volume required. It is easy to install to walls and windows. Low noise level and power usage makes it an ideal solution for commercial usage.



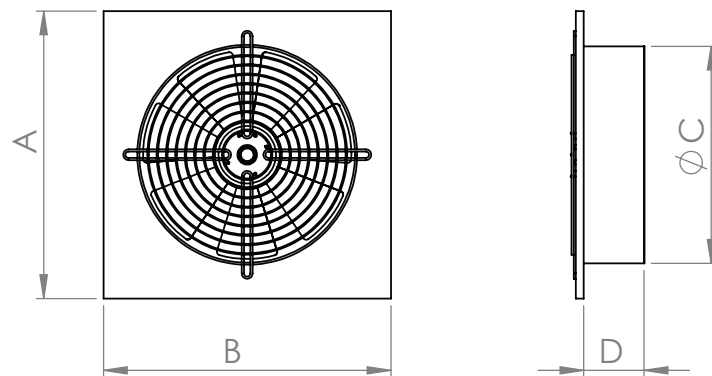
MOTOR INSULATION CLASS	F CLASS
MOTOR PROTECTION CLASS	IP 44
MOTOR EFFICIENCY CLASS	-
MOTOR ENCLOSURE TYPE	EXTERNAL ROTOR MOTOR
MOTOR BRAND	KAYI
BODY MATERIAL	GALVANIZED SHEET METAL
BODY COATING	POWDER COATING
IMPELLER MATERIAL	GALVANIZED SHEET METAL
DUTY CYCLE	IEC Duty Cycle-S1
WORKING TEMPERATURE	-20 - +50 °C
STANDARDS	IEC-60335-2-80, ISO 1940-1



MODEL	VOLTAGE (V)	FREQUENCY (Hz)	POWER (W)	REVOLUTION (rpm)	FLOW RATE (m³/h)	NOISE LEVEL (dB(A))
KDAXIS 200	230	50	70	2.650	680	50
KDAXIS 250	230	50	100	2.700	1.500	52
KDAXIS 300	230	50	163	2.550	2.025	54
KDAXIS 350	230	50	240	2.250	3.110	58

Values are for 0 Pa.

DRAWING



MODEL	A (mm)	B (mm)	C (mm)	D (mm)
KDAXIS 200	250	250	197	85
KDAXIS 250	300	300	247	85
KDAXIS 300	350	350	297	85
KDAXIS 350	400	400	347	85




**E SERVICE
DUCT
INSTALL
A
S V E N
T I L A
Y T I O N**

► KAP - Mixed Flow Plastic In-line Fan

KAP fans have a mixed flow impeller for your ventilation needs.



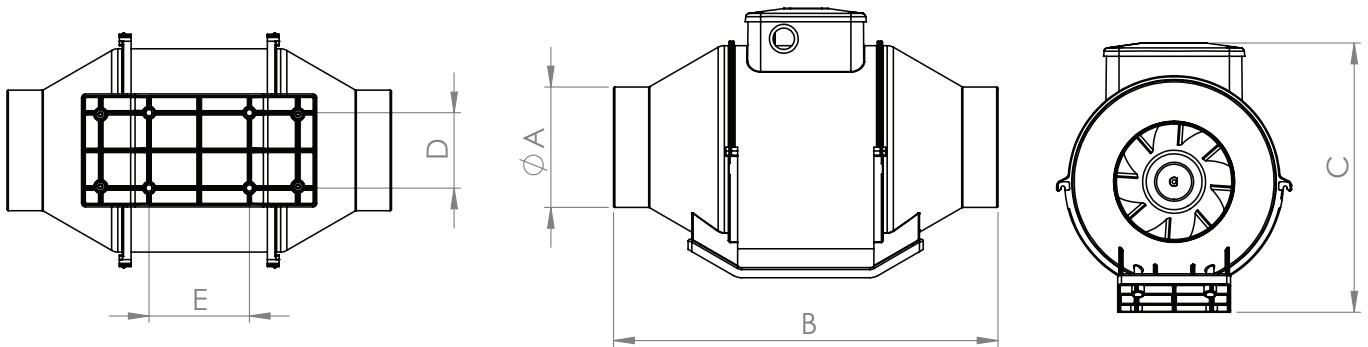
MOTOR INSULATION CLASS	F CLASS
MOTOR PROTECTION CLASS	IP 44
MOTOR EFFICIENCY CLASS	-
MOTOR BRAND	KAYI
BODY MATERIAL	PLASTIC
CLASS OF INCOMBUSTIBILITY	-
IMPELLER MATERIAL	PLASTIC
DUTY CYCLE	IEC Duty Cycle-S1
WORKING TEMPERATURE	-20 - +50 °C
STANDARDS	IEC-60335-2-80, ISO 1940-1



MODEL	VOLTAGE (V)	FREQUENCY (Hz)	POWER (W)	REVOLUTION (rpm)	FLOW RATE (m³/h)	NOISE LEVEL (dB(A))
KAP 100	230	50	54	2.148	203	31
KAP 125	230	50	56	2.190	298	32
KAP 150	230	50	75	2.110	444	33
KAP 160	230	50	75	2.137	490	33

Values are for 0 Pa.

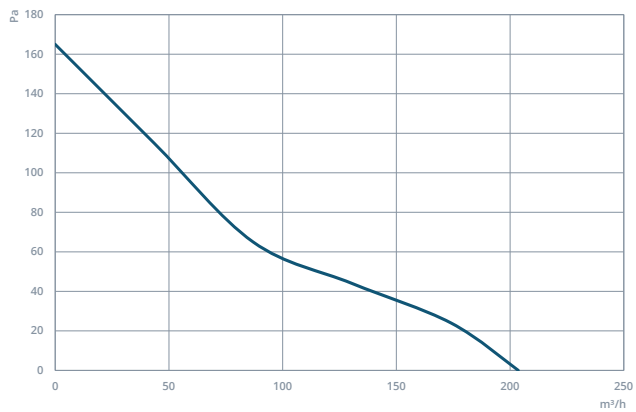
DRAWING



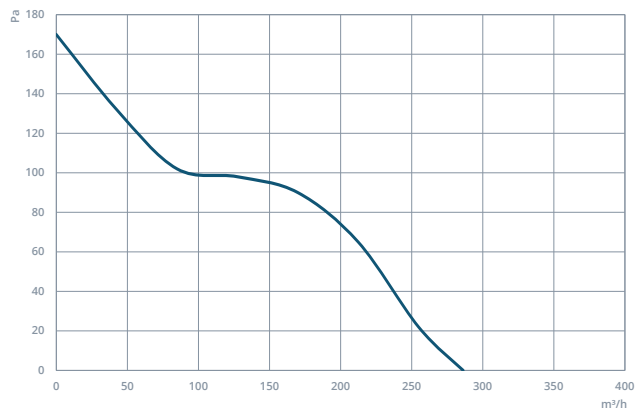
MODEL	A (mm)	B (mm)	C (mm)	D (mm)	E (mm)
KAP 100	96	306,5	215	60	80
KAP 125	121	260	215	60	80
KAP 150	146	290,5	242	60	80
KAP 160	156	271	242	60	80

PERFORMANCE CURVES

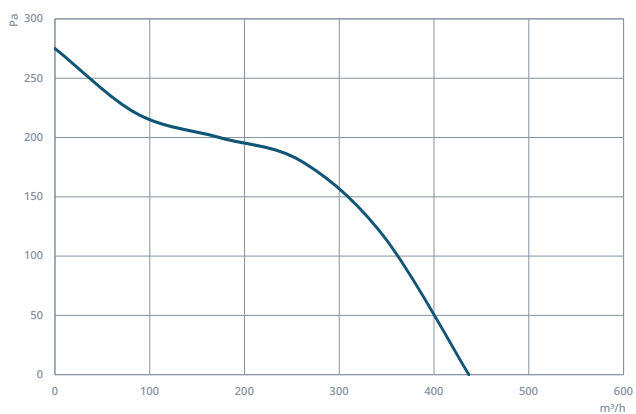
KAP 100



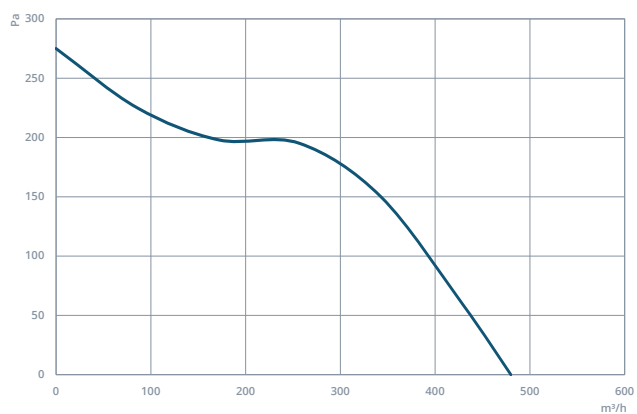
KAP 125



KAP 150



KAP 160




► KAF - Mixed Flow Plastic In-line Fan

KAF fans can be used in your ventilation systems with their mixed flow propeller and efficient motor. It has fire resistant feature in V0 class.



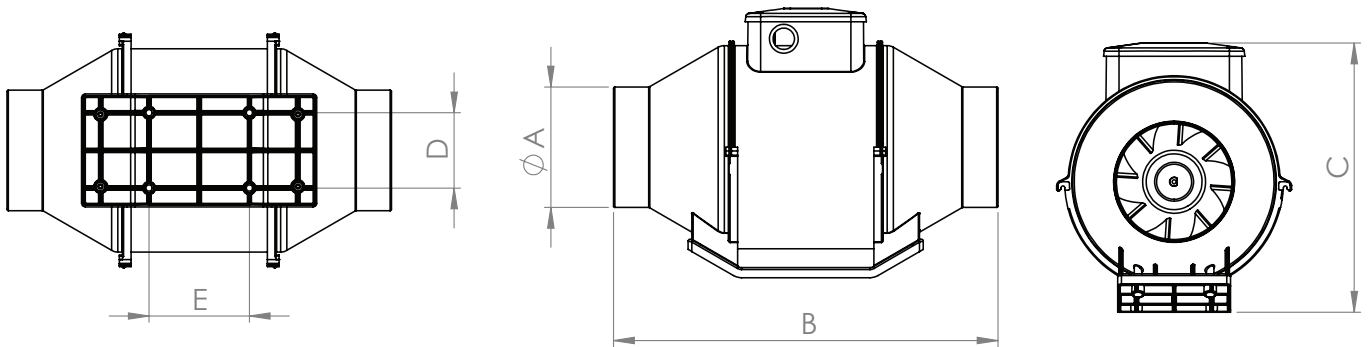
MOTOR INSULATION CLASS	F CLASS
MOTOR PROTECTION CLASS	IP 44
MOTOR EFFICIENCY CLASS	-
MOTOR BRAND	KAYI
BODY MATERIAL	PLASTIC
CLASS OF INCOMBUSTIBILITY	V0
IMPELLER MATERIAL	PLASTIC
DUTY CYCLE	IEC Duty Cycle-S1
WORKING TEMPERATURE	-20 - +50 °C
STANDARDS	IEC-60335-2-80, ISO 1940-1



MODEL	VOLTAGE (V)	FREQUENCY (Hz)	POWER (W)	REVOLUTION (rpm)	FLOW RATE (m³/h)	NOISE LEVEL (dB(A))
KAF 100	230	50	54	2.460	234	31
KAF 125	230	50	56	2.560	337	32
KAF 150	230	50	75	2.490	504	33
KAF 160	230	50	75	2.490	560	33
KAF 200	230	50	111	2.410	1.012	36
KAF 250	230	50	280	2.460	1.350	38
KAF 315	230	50	476	2.476	1.970	42

Values are for 0 Pa.

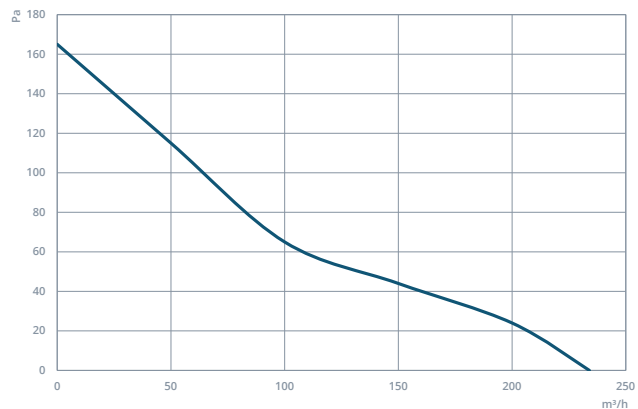
DRAWING



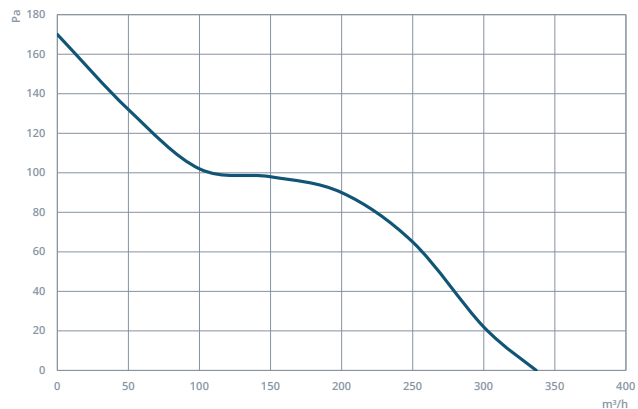
MODEL	A (mm)	B (mm)	C (mm)	D (mm)	E (mm)
KAF 100	96	306,5	215	60	80
KAF 125	121	260	215	60	80
KAF 150	146	290,5	242	60	80
KAF 160	156	271	242	60	80
KAF 200	191	300	263	94	100
KAF 250	246	393	325	110	140
KAF 315	310	450	420	175	180

PERFORMANCE CURVES

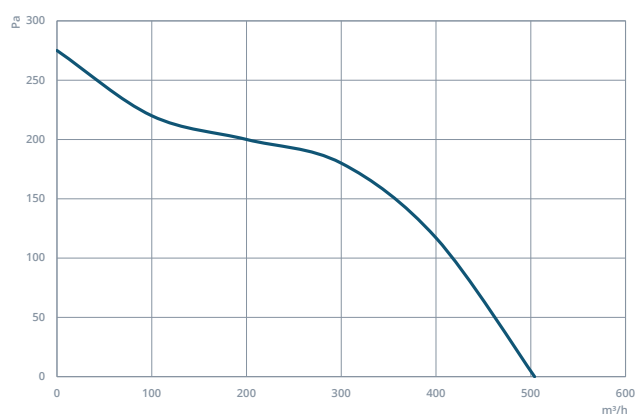
KAF 100



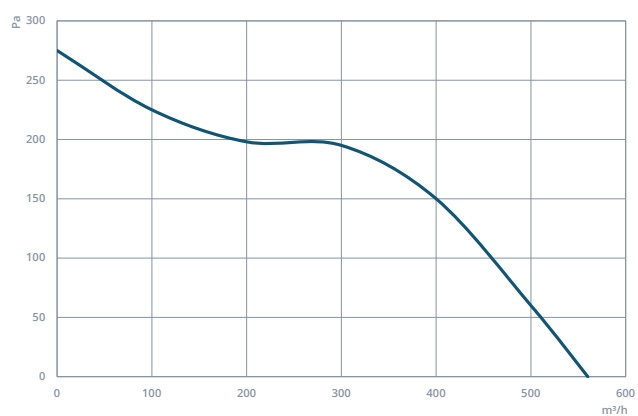
KAF 125



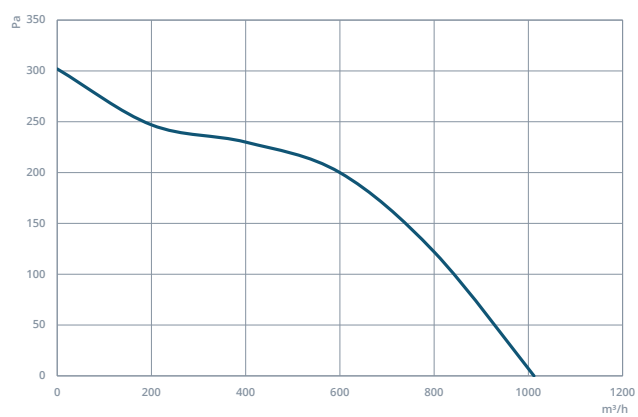
KAF 150



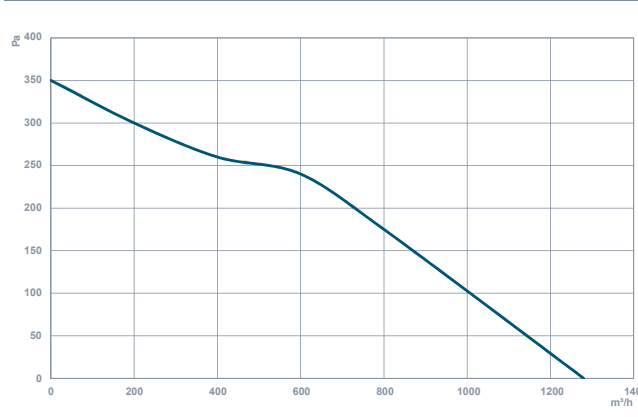
KAF 160



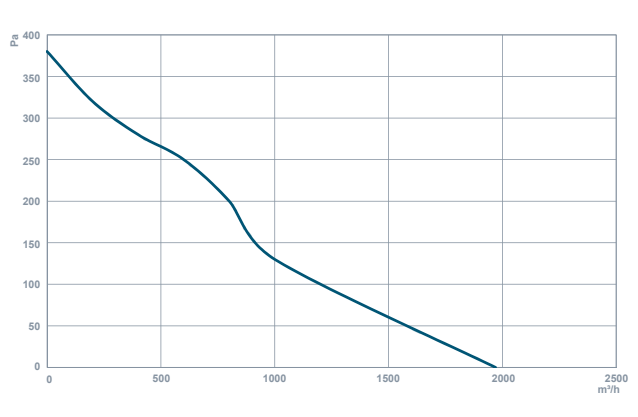
KAF 200



KAF 250



KAF 315



► RAD - Centrifugal In-line Circular Duct Fan

RAD fans can be used in low to medium volume requirements. Easy-to-install and low noise level and power usage makes it a good option for commercial use.



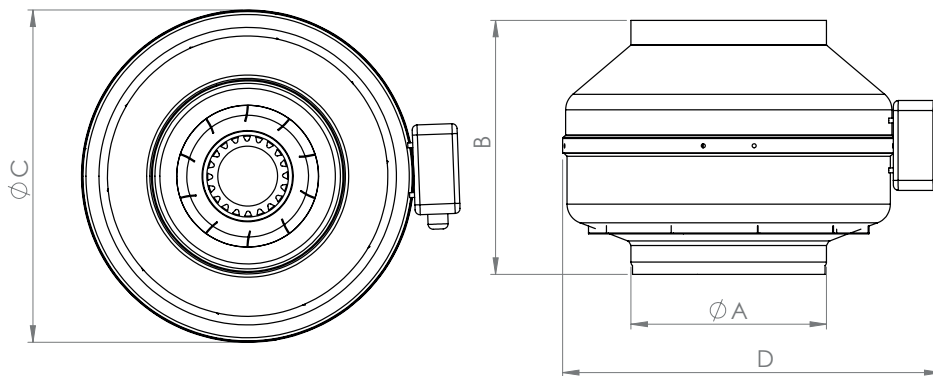
MOTOR INSULATION CLASS	F CLASS
MOTOR PROTECTION CLASS	IP 44
MOTOR EFFICIENCY CLASS	-
MOTOR ENCLOSURE TYPE	EXTERNAL ROTOR MOTOR
MOTOR BRAND	KAYI
BODY MATERIAL	GALVANIZED SHEET METAL
BODY COATING	NONE
IMPELLER MATERIAL	GALVANIZED SHEET METAL
DUTY CYCLE	IEC Duty Cycle-S1
WORKING TEMPERATURE	-20 - +50 °C
STANDARDS	IEC-60335-2-80, ISO 1940-1



MODEL	VOLTAGE (V)	FREQUENCY (Hz)	POWER (W)	REVOLUTION (rpm)	FLOW RATE (m³/h)	NOISE LEVEL (dB(A))
RAD 100	230	50	80	2.600	290	45
RAD 125	230	50	80	2.600	410	45
RAD 150	230	50	85	2.600	700	46
RAD 160	230	50	85	2.600	710	48
RAD 200	230	50	122	2.675	1.000	48
RAD 250	230	50	145	2.685	1.120	50
RAD 315	230	50	210	2.615	1.750	53
RAD 355	230	50	380	2.480	2.200	56

Values are for 0 Pa.

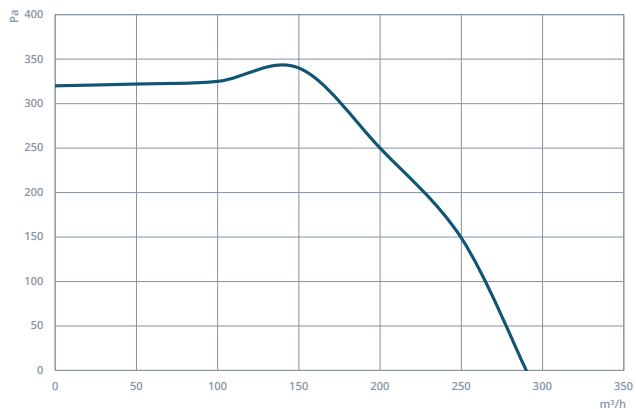
DRAWING



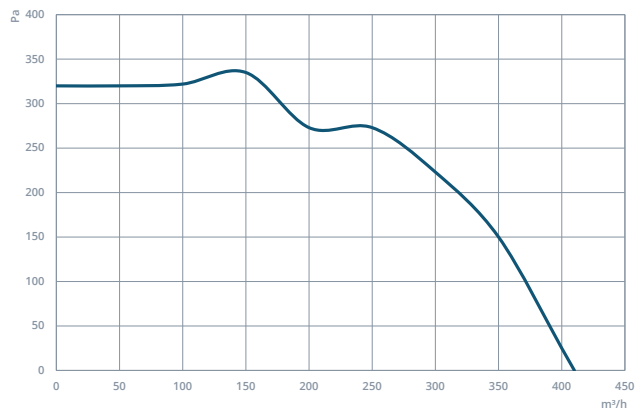
MODEL	A (mm)	B (mm)	C (mm)	D (mm)
RAD 100	100	208	246	290
RAD 125	100	208	246	290
RAD 150	150	196	270	320
RAD 160	160	196	270	320
RAD 200	200	255	333	380
RAD 250	250	234	331	380
RAD 315	315	283	401	450
RAD 355	315	225	401	450

PERFORMANCE CURVES

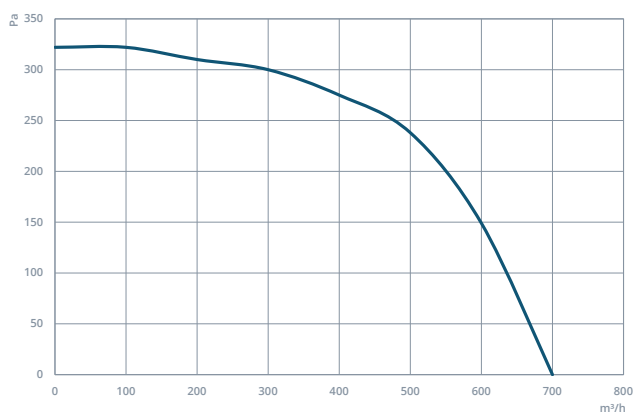
RAD 100



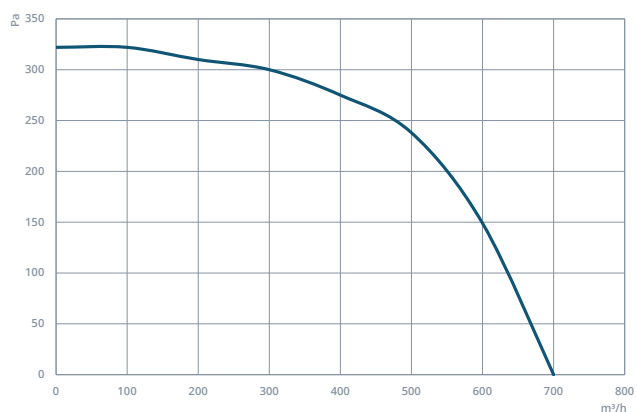
RAD 125



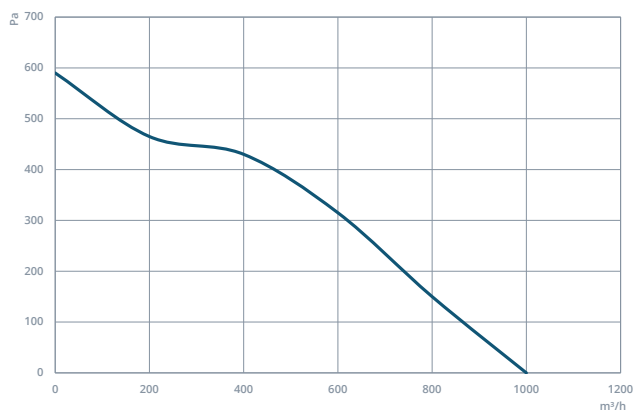
RAD 150



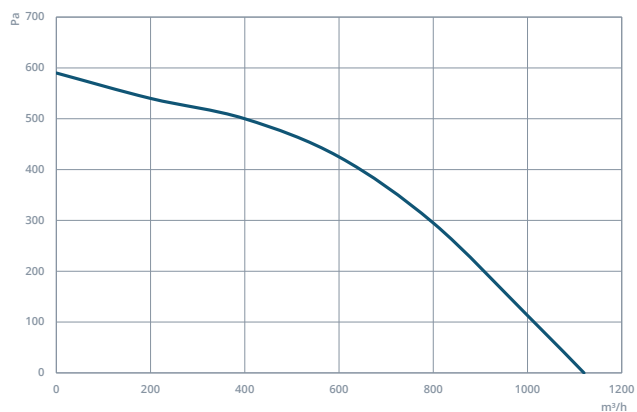
RAD 160



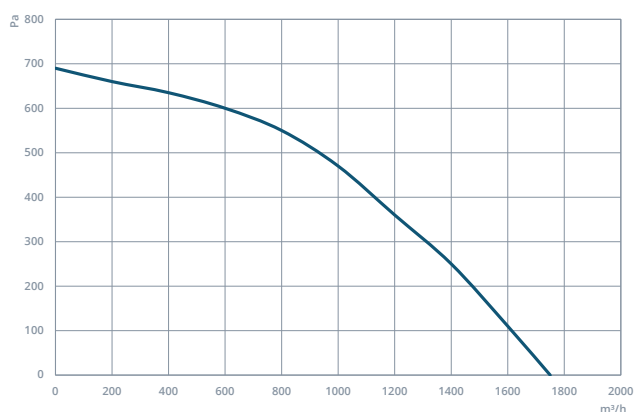
RAD 200



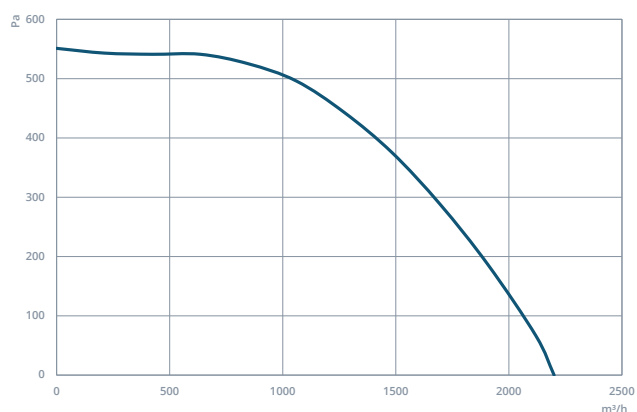
RAD 250



RAD 315




RAD 355



► REC - Centrifugal In-line Rectangular Duct Fan

REC fans can be mounted directly on to rectangular ducts with ease. With low power usage it can be used in medium volume needs. Inspection hatch allows cleaning fan and maintenance.



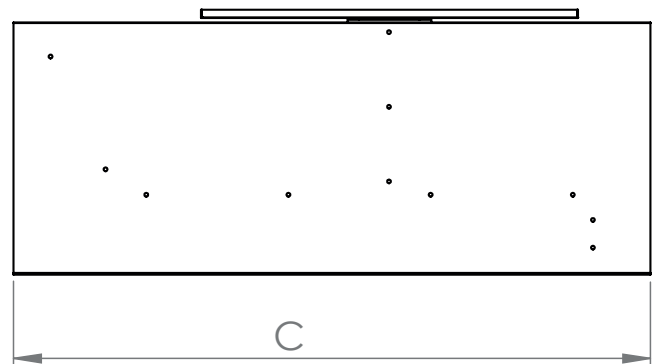
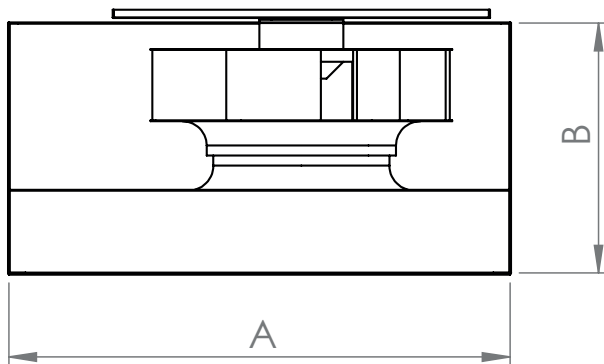
MOTOR INSULATION CLASS	F CLASS
MOTOR PROTECTION CLASS	IP 44
MOTOR EFFICIENCY CLASS	-
MOTOR ENCLOSURE TYPE	EXTERNAL ROTOR MOTOR
MOTOR BRAND	KAYI
BODY MATERIAL	GALVANIZED SHEET METAL
BODY COATING	NONE
IMPELLER MATERIAL	ALUMINIUM/GALVANIZED METAL
DUTY CYCLE	IEC Duty Cycle-S1
WORKING TEMPERATURE	-20 - +50 °C
STANDARDS	IEC-60335-2-80, ISO 1940-1



MODEL	VOLTAGE (V)	FREQUENCY (Hz)	POWER (W)	REVOLUTION (rpm)	FLOW RATE (m³/h)	NOISE LEVEL (dB(A))
REC 30-15	230	50	90	2.600	520	51
REC 40-20 A	230	50	104	2.675	950	55
REC 40-20 B	230	50	130	2.685	1.150	59
REC 50-25	230	50	180	2.615	1.600	61
REC 60-30	230	50	147	1.360	2.350	57
REC 60-35	230	50	380	1.362	3.400	62
REC 70-40	230	50	690	1.367	4.900	63
REC 80-50	230-380	50	830	1.364	7.000	67
REC 100-50	380	50	1.460	1.369	9.300	69

Values are for 0 Pa.

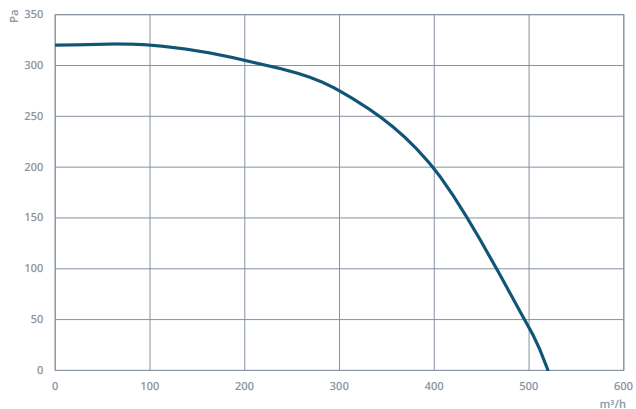
DRAWING



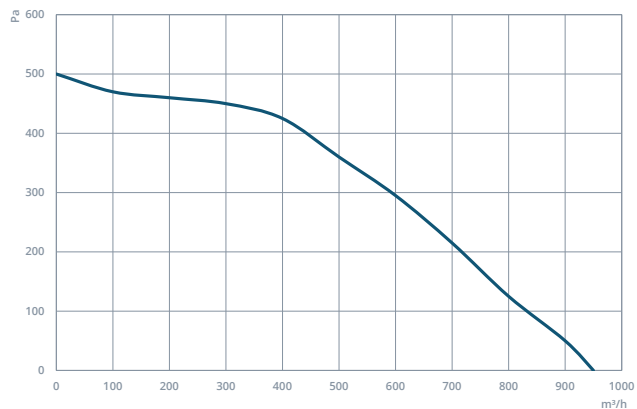
MODEL	A (mm)	B (mm)	C (mm)
REC 30-15	300	150	400
REC 40-20 A	400	200	500
REC 40-20 B	400	200	500
REC 50-25	500	250	565
REC 60-30	600	300	760
REC 60-35	600	350	765
REC 70-40	700	400	790
REC 80-50	800	500	900
REC 100-50	1000	500	1050

PERFORMANCE CURVES

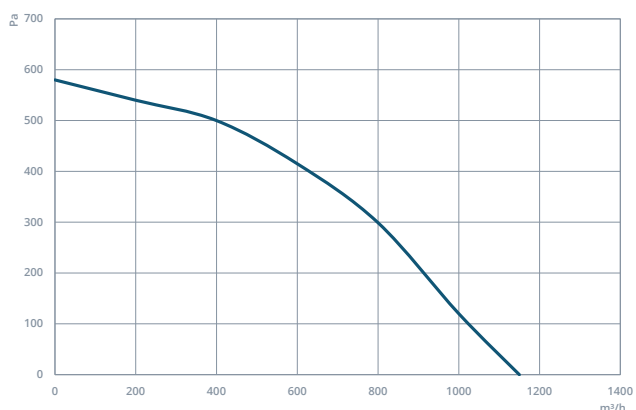
REC 30-15



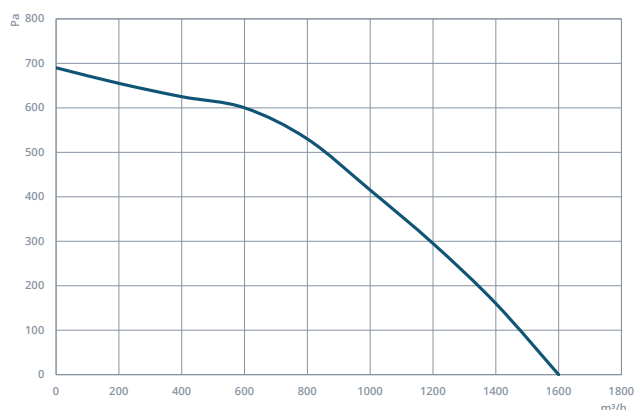
REC 40-20A



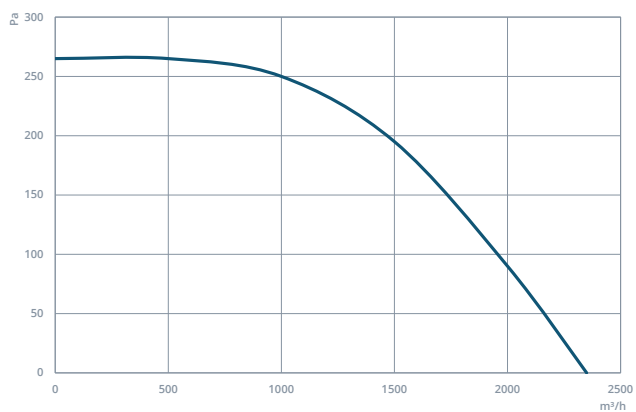
REC 40-20B



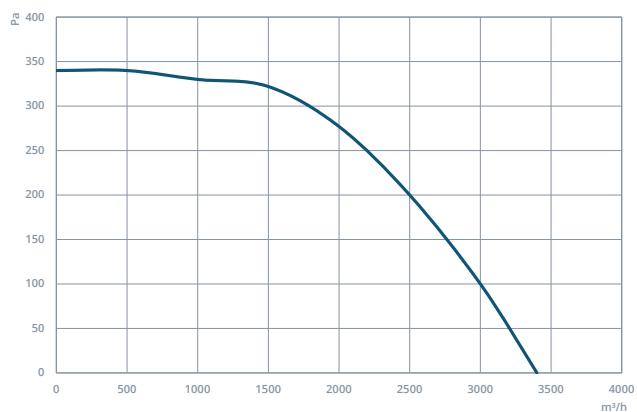
REC 50-25



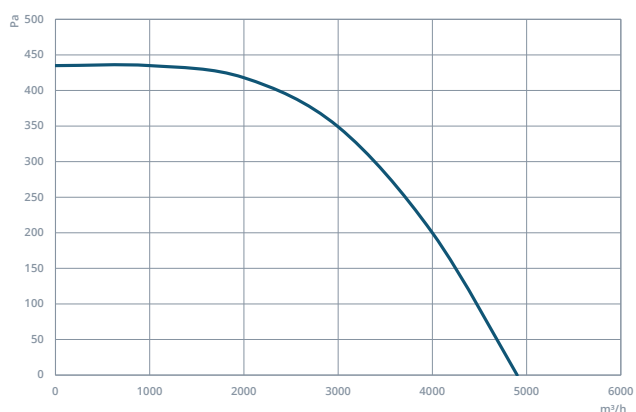
REC 60-30



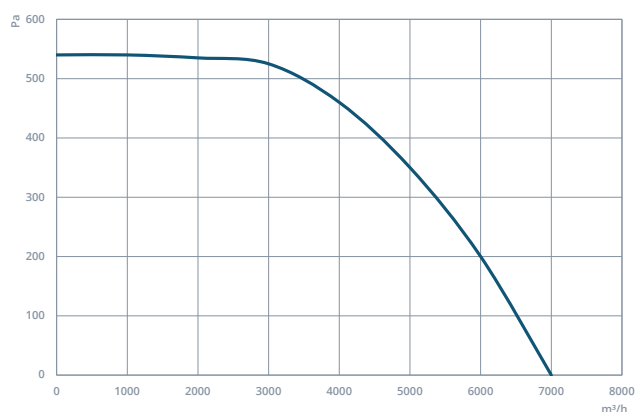
REC 60-35



REC 70-40

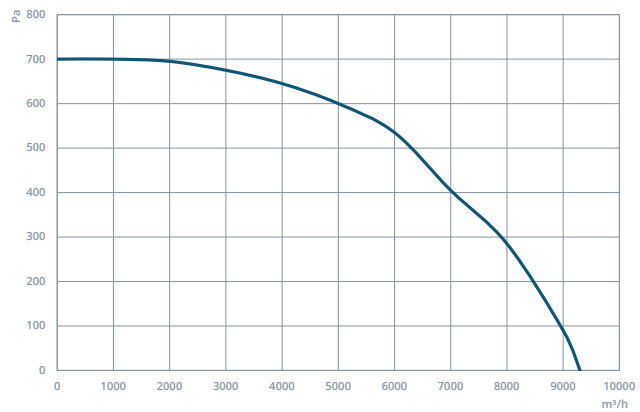


REC 80-50



PERFORMANCE CURVES

REC 100-50



E GREASE
SMOKE
KITCHEN

A

S

Y


**V E N
T I L A
T I O N**

► CUB - Centrifugal In-line Prismatic Shaped Circular Duct Fan

CUB fans, with their cubic body and round outlet, can be mounted directly in circular ducts. They can be used in ambient ventilation and exhaust projects with their low energy consumption. With the inspection hatch, fan cleaning can be done easily when necessary. It is produced with 4 mm XPE acoustic insulation.



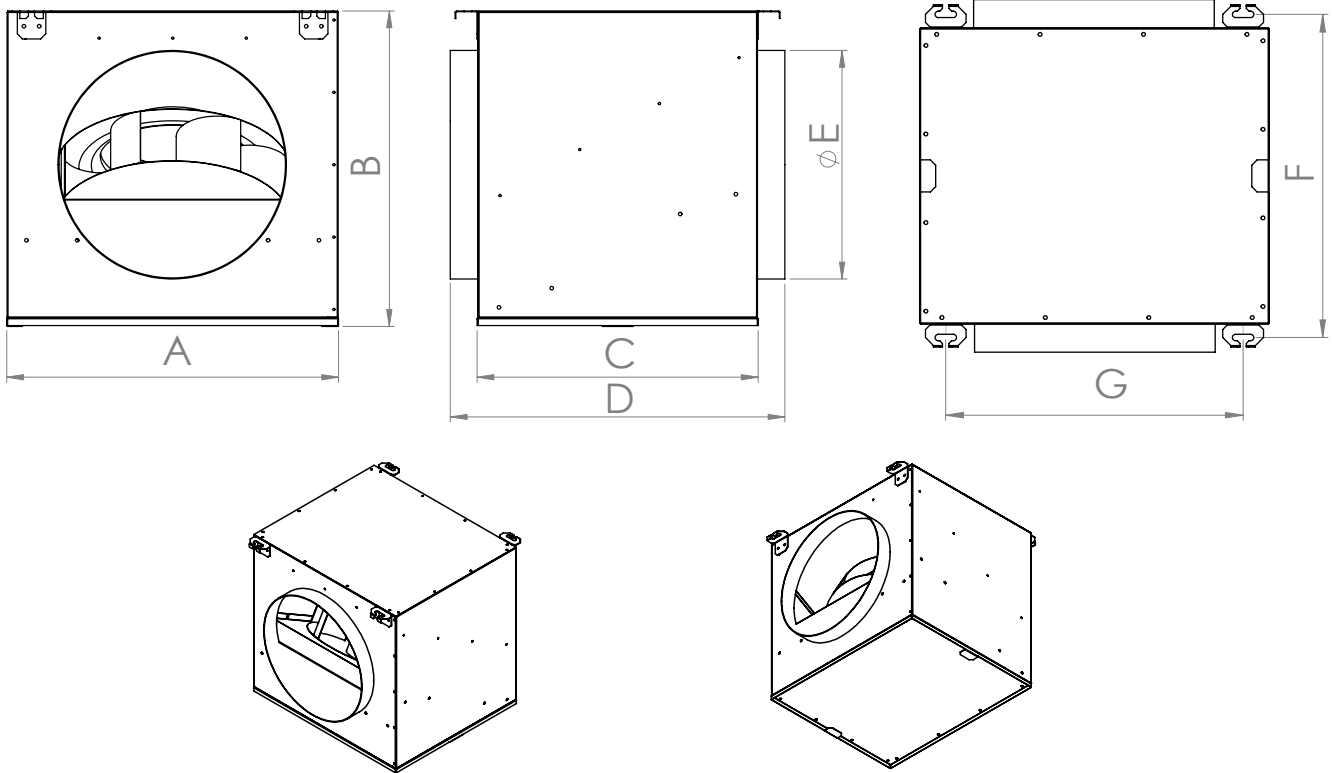
MOTOR INSULATION CLASS	F CLASS
MOTOR PROTECTION CLASS	IP 44
MOTOR EFFICIENCY CLASS	-
MOTOR ENCLOSURE TYPE	EXTERNAL ROTOR MOTOR
MOTOR BRAND	KAYI
BODY MATERIAL	GALVANIZED SHEET METAL
BODY COATING	GALVANIZED SHEET METAL
IMPELLER MATERIAL	ALUMINIUM/GALVANIZED METAL
DUTY CYCLE	IEC Duty Cycle-S1
WORKING TEMPERATURE	-20 - +50 °C
STANDARDS	IEC-60335-2-80, ISO 1940-1



MODEL	VOLTAGE (V)	FREQUENCY (H)	POWER (W)	SPEED CONTROL MODEL	REVOLUTION (rpm)	FLOW RATE (m³/h)	NOISE LEVEL (dB(A))
CUB 100	230	50	80	KHA 2,5 A	2.600	290	44
CUB 125	230	50	80	KHA 2,5 A	2.600	410	46
CUB 150	230	50	85	KHA 2,5 A	2.600	700	50
CUB 160	230	50	85	KHA 2,5 A	2.600	710	52
CUB 200	230	50	122	KHA 2,5 A	2.675	1.000	55
CUB 250	230	50	145	KHA 2,5 A	2.685	1.120	62
CUB 315	230	50	210	KHA 2,5 A	2.615	1.750	63
CUB 355	230	50	380	KHA 2,5 A	1.410	2.200	68
CUB 400	230	50	380	KHA 2,5 A	1.362	3.400	70
CUB 450	230	50	690	KHA 2,5 A	1.367	4.900	74
CUB 500	230-380	50	830	KHA 5 A - 1,10 KW	1.364	7.000	77
CUB 560	380	50	1460	2,20 KW	1.369	9.300	79

Values are for 0 Pa.

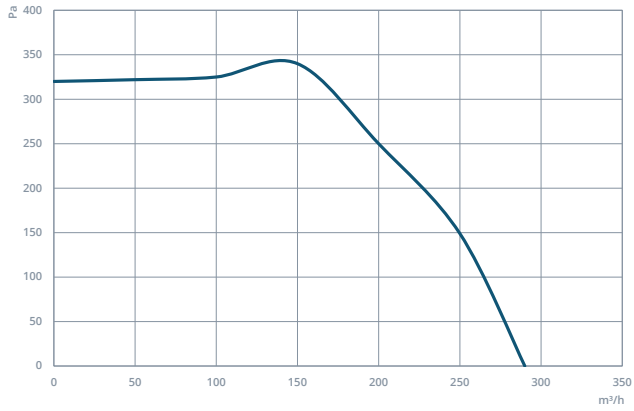
DRAWING



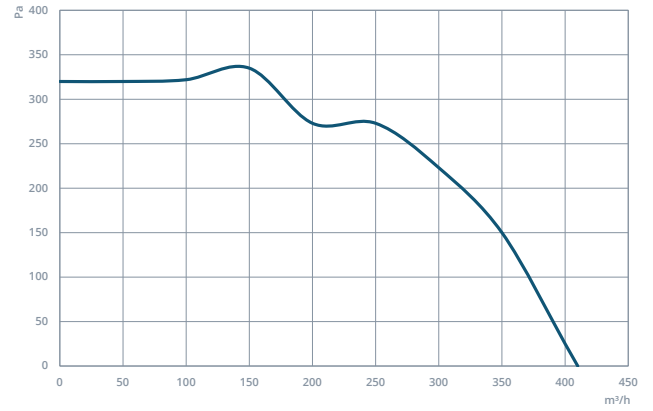
MODEL	A (mm)	B (mm)	C (mm)	D (mm)	E (mm)	F (mm)	G (mm)
CUB 100	342	342	304	410	100	354	246
CUB 125	342	342	304	410	125	354	246
CUB 150	342	361	304	410	150	354	246
CUB 160	342	381	304	410	160	354	246
CUB 200	392	381	354	460	225	404	296
CUB 250	472	422	354	460	250	404	382
CUB 315	502	446	404	510	315	454	406
CUB 355	572	522	454	560	355	504	574
CUB 400	602	622	554	660	400	604	506
CUB 450	652	622	554	660	450	604	556
CUB 500	702	672	604	710	500	606	654
CUB 560	752	802	604	710	560	604	656

PERFORMANCE CURVES

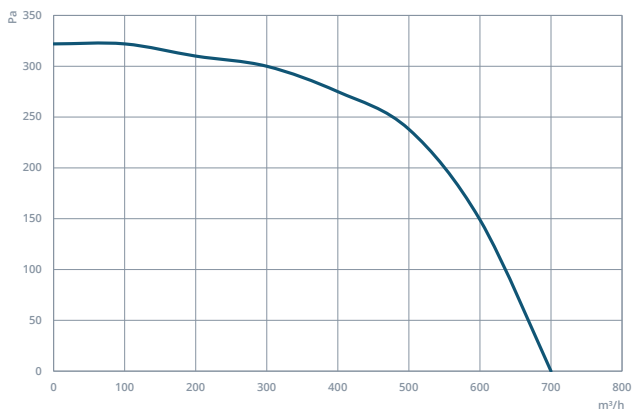
CUB 100



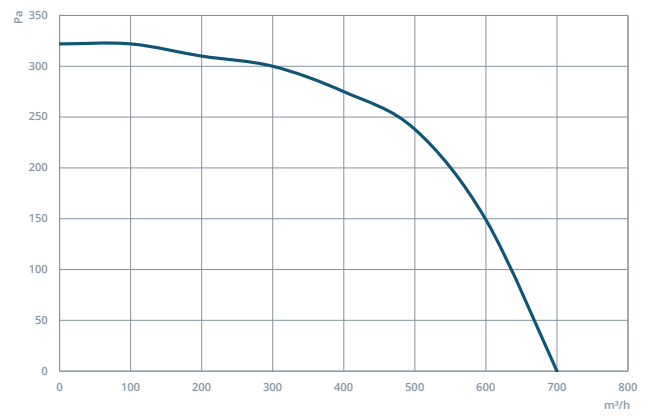
CUB 125



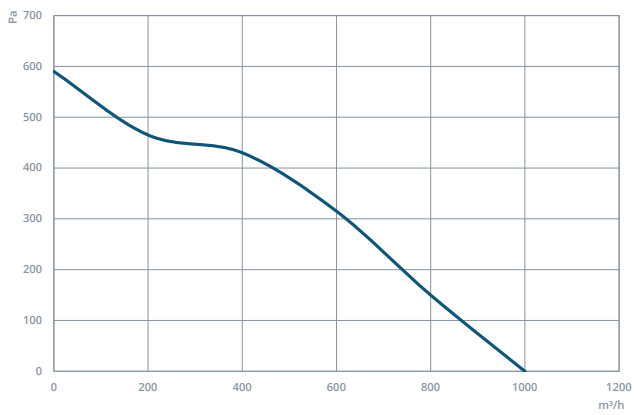
CUB 150



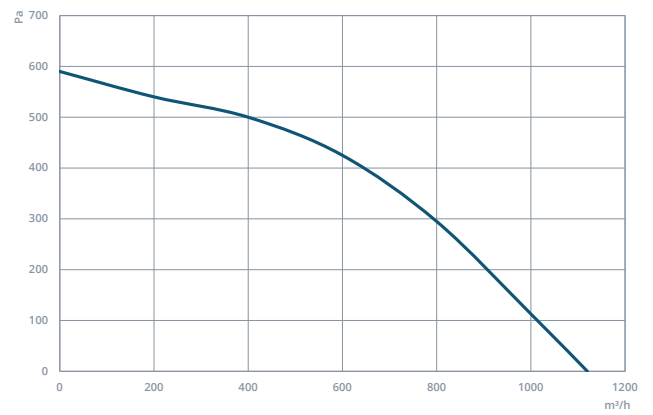
CUB 160



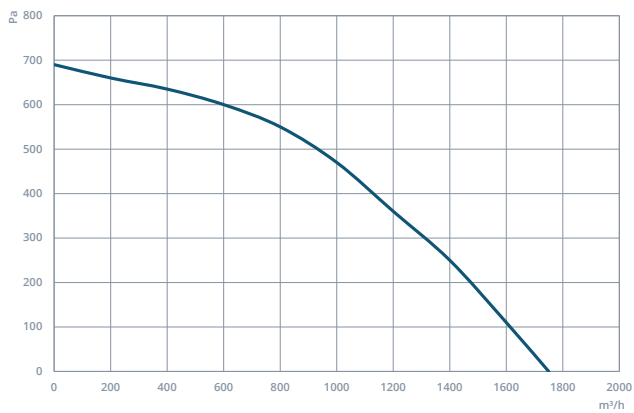
CUB 200



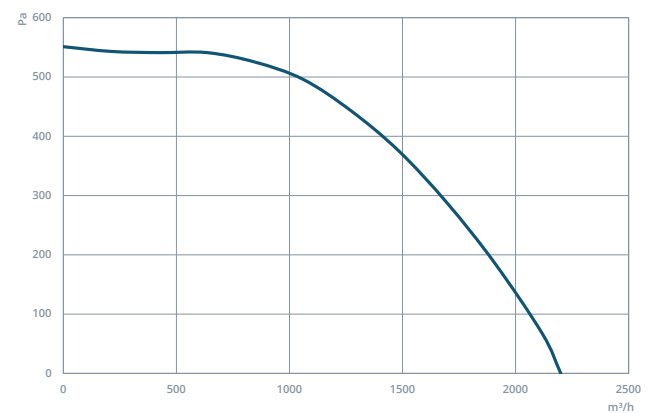
CUB 250



CUB 315

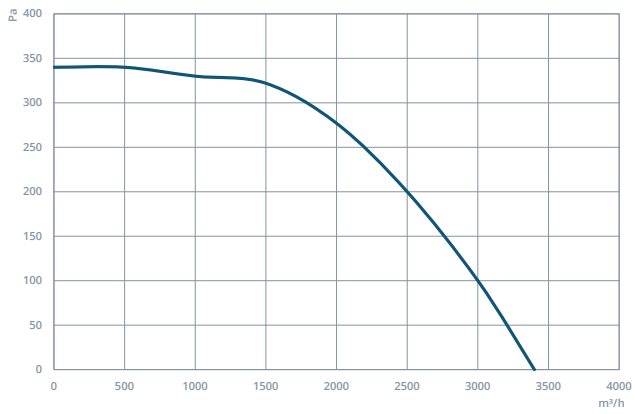


CUB 355

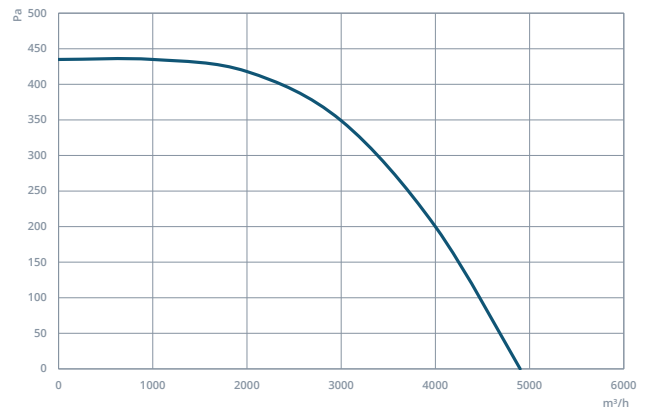


PERFORMANCE CURVES

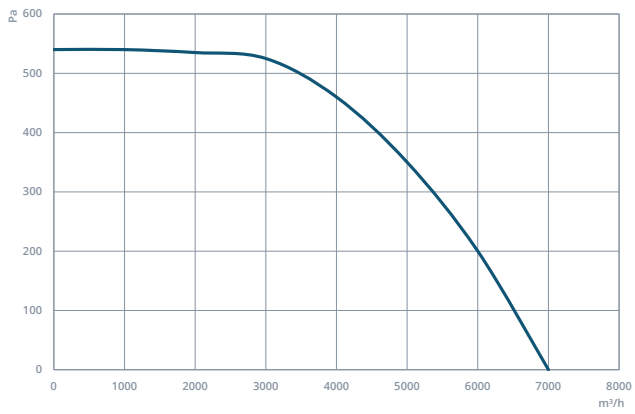
CUB 400



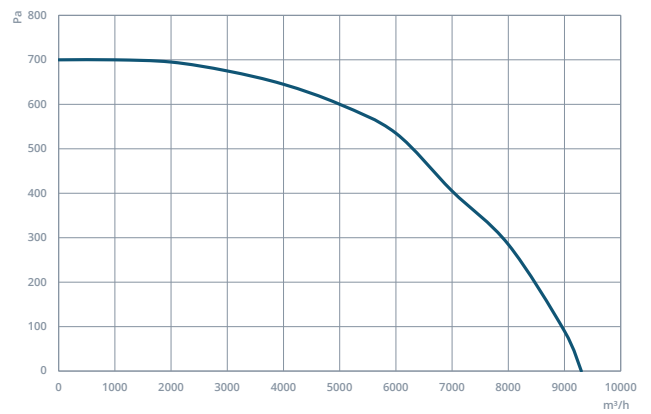
CUB 450



CUB 500



CUB 560




► DREC - Centrifugal In-line Rectangular Duct Fan With Motor Out Of Air

DREC fans can be mounted directly on to rectangular ducts with ease. Inspection hatch allows cleaning fan and maintenance. Motor is located out of the airstream and is not effected by matters in the air.



MOTOR INSULATION CLASS	F CLASS
MOTOR PROTECTION CLASS	IP 55
MOTOR EFFICIENCY CLASS	IE3
MOTOR ENCLOSURE TYPE	TEFC
MOTOR BRAND	GAMAK-VOLT-WAT
BODY MATERIAL	GALVANIZED SHEET METAL
BODY COATING	NONE
IMPELLER MATERIAL	ALUMINIUM/GALVANIZED METAL
DUTY CYCLE	IEC Duty Cycle-S1
WORKING TEMPERATURE	-20 - +50 °C
STANDARDS	IEC-60335-2-80, ISO 1940-1

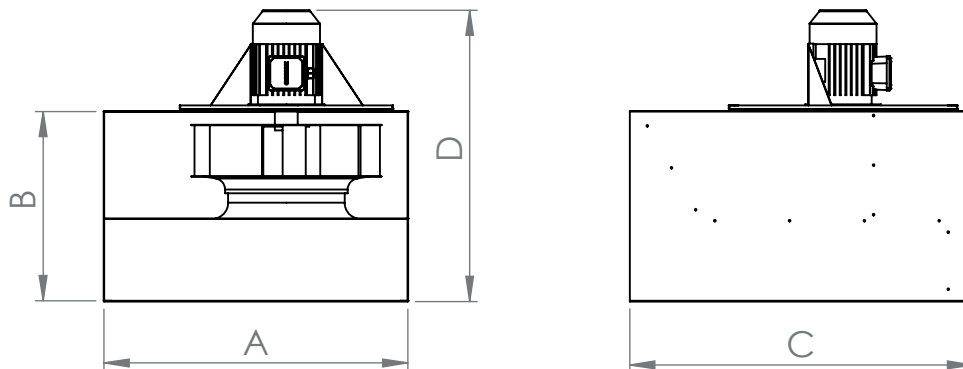


MODEL	VOLTAGE (V)	FREQUENCY (Hz)	POWER (kW)	REVOLUTION (rpm)	FLOW RATE (m³/h)	NOISE LEVEL (dB(A))
DREC 280	380	50	0,18	1.450	1.100	58
DREC 315	380	50	0,25	1.469	1.600	58
DREC 355	380	50	0,37	1.471	2.300	60
DREC 400	380	50	0,55	1.478	3.300	61
DREC 450	380	50	0,75	1.454	5.000	63
DREC 500	380	50	1,10	1.462	7.000	67
DREC 560	380	50	1,50	1.464	9.800	70

Values are for 0 Pa.

Single-phase motors are available up to 1,5 kW

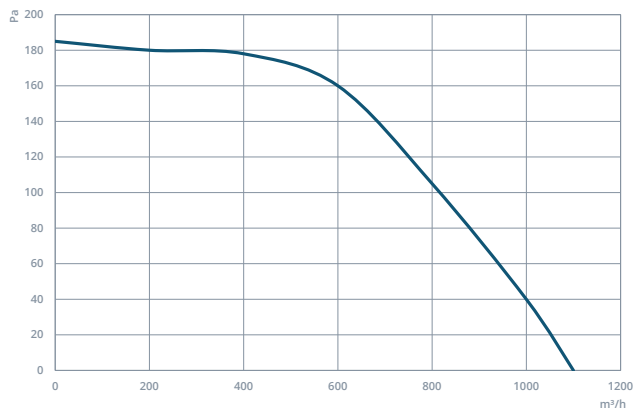
DRAWING



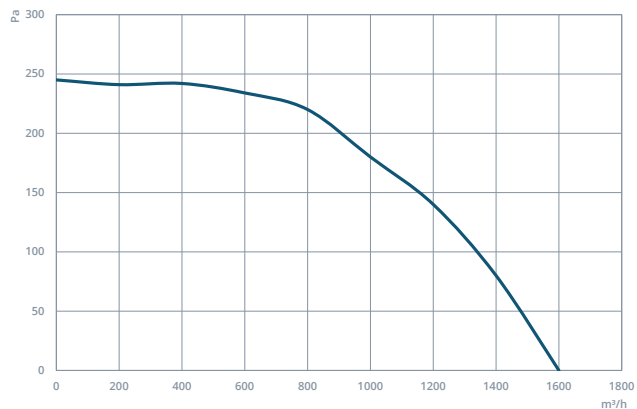
MODEL	A (mm)	B (mm)	C (mm)	D (mm)
DREC 280	500	250	565	450
DREC 315	500	250	565	476
DREC 355	600	300	760	526
DREC 400	600	350	750	590
DREC 450	700	400	790	641
DREC 500	800	500	900	765
DREC 560	1000	500	1050	790

PERFORMANCE CURVES

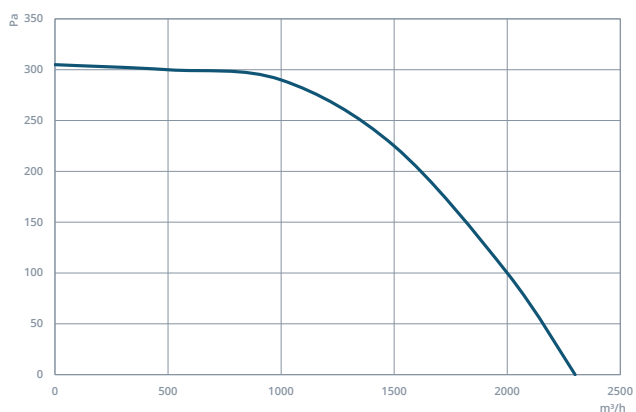
DREC 280



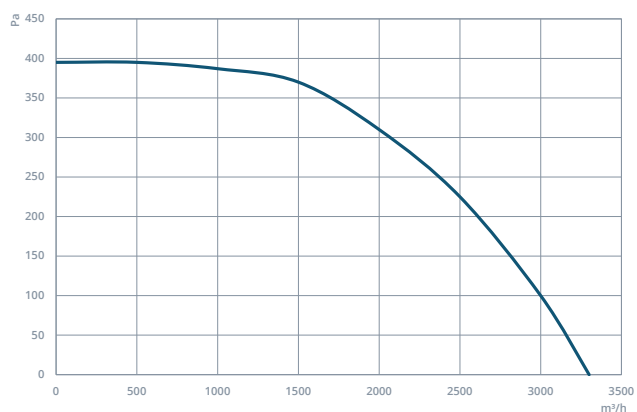
DREC 315



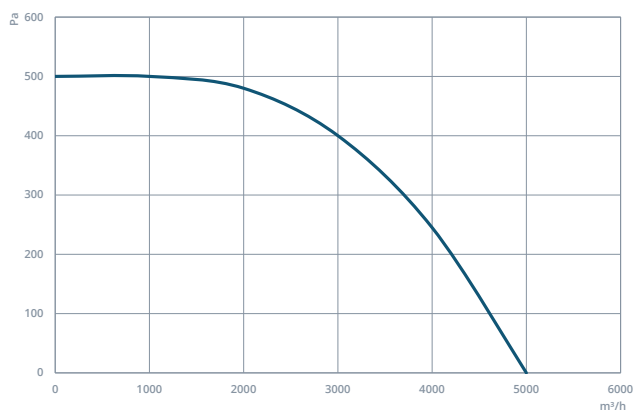
DREC 355



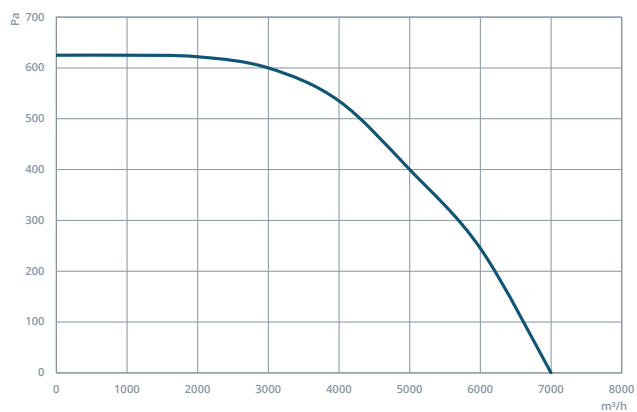
DREC 400



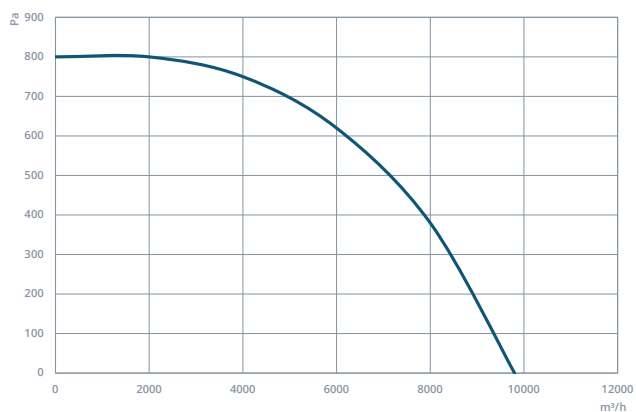
DREC 450



DREC 500



DREC 560



► MEF - Kitchen Exhaust Fan

MEF fans can be connected to kitchen hoods to exhaust the air from cookers, grilles, fryers etc. It will exhaust the greasy air and keeps the kitchen area clean and odorless. Inspection hatch allows cleaning the fan and maintenance. Motor is located out of the airstream and is not effected by matters in the air.



MOTOR INSULATION CLASS	F CLASS
MOTOR PROTECTION CLASS	IP 55
MOTOR EFFICIENCY CLASS	IE3
MOTOR ENCLOSURE TYPE	TEFC
MOTOR BRAND	GAMAK-VOLT-WAT
BODY MATERIAL	GALVANIZED SHEET METAL
BODY COATING	ELECTRO-STATIC POWDER COATING
IMPELLER MATERIAL	ALUMINIUM
DUTY CYCLE	IEC Duty Cycle-S1
WORKING TEMPERATURE	-20 - +50 °C
STANDARDS	IEC-60335-2-80, ISO 1940-1

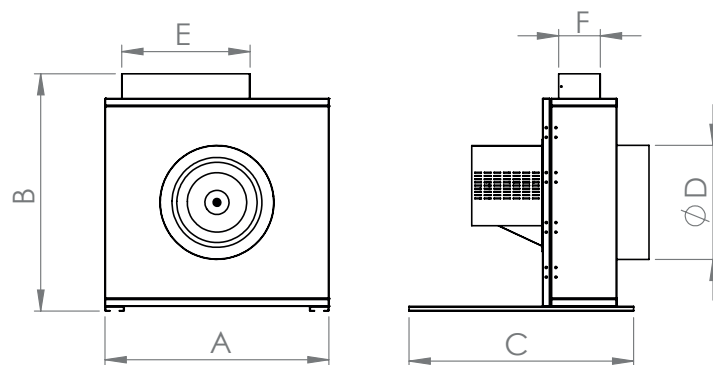


MODEL	VOLTAGE (V)	FREQUENCY (Hz)	POWER (kW)	REVOLUTION (rpm)	FLOW RATE (m³/h)	NOISE LEVEL (dB(A))
MEF 315	380	50	0,25	1.469	1.600	37
MEF 355	380	50	0,37	1.471	2.300	41
MEF 400	380	50	0,55	1.478	3.300	42
MEF 450	380	50	0,75	1.454	5.000	45
MEF 500	380	50	1,10	1.462	7.000	49

Values are for 0 Pa.

Single-phase motors are available up to 1,5 kW

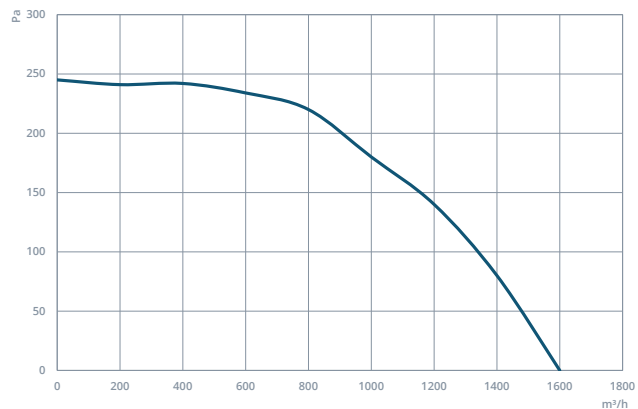
DRAWING



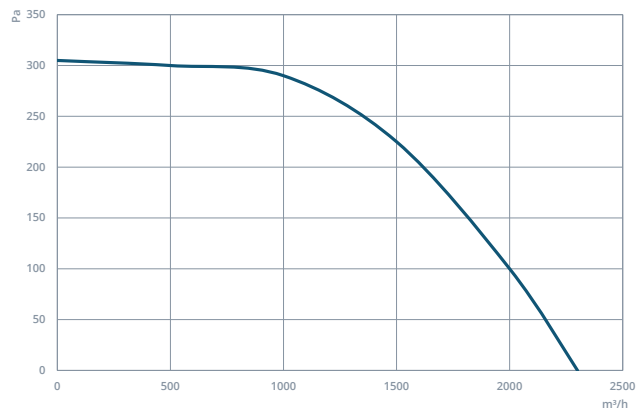
MODEL	A (mm)	B (mm)	C (mm)	D (mm)	E (mm)	F (mm)
MEF 315	650	690	700	315	300	110
MEF 355	700	740	700	355	400	130
MEF 400	750	790	700	400	400	150
MEF 450	800	840	700	450	400	170
MEF 500	850	890	700	500	440	190

PERFORMANCE CURVES

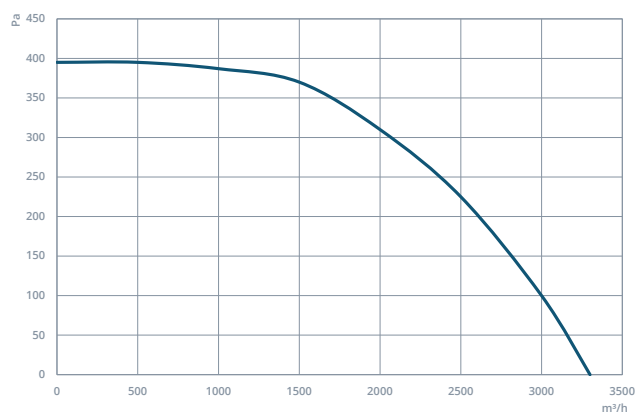
MEF 315



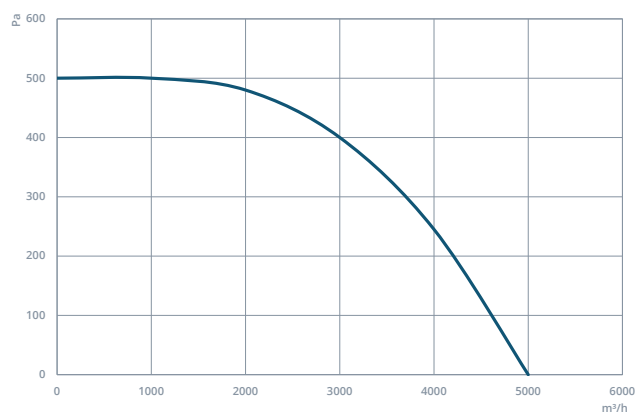
MEF 355



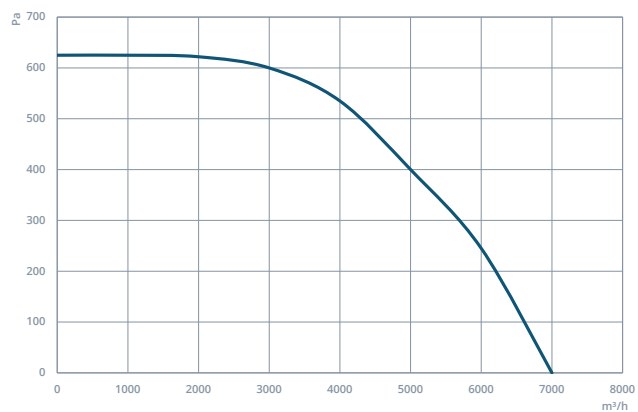
MEF 400



MEF 450



MEF 500




► HMEF - Kitchen Exhaust Box Fan

HMEF fans can be connected to kitchen hoods to exhaust the air from cookers, grilles, fryers etc. It will exhaust the greasy air and keeps the kitchen area clean and odorless. Inspection hatch allows cleaning the fan and maintenance. Motor is located out of the airstream and is not effected by matters in the air.



MOTOR INSULATION CLASS	F CLASS
MOTOR PROTECTION CLASS	IP 55
MOTOR EFFICIENCY CLASS	IE3
MOTOR ENCLOSURE TYPE	TEFC
MOTOR BRAND	GAMAK-VOLT-WAT
BODY MATERIAL	GALVANIZED SHEET METAL
BODY COATING	ELECTRO-STATIC POWDER COATING
IMPELLER MATERIAL	ALUMINIUM
DUTY CYCLE	IEC Duty Cycle-S1
WORKING TEMPERATURE	-20 - +50 °C
STANDARDS	IEC-60335-2-80, ISO 1940-1

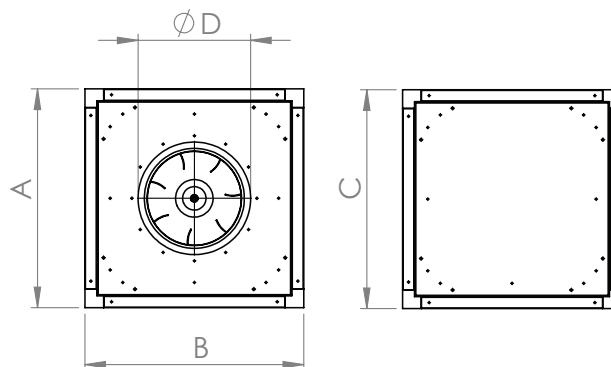


MODEL	VOLTAGE (V)	FREQUENCY (Hz)	POWER (kW)	REVOLUTION (rpm)	FLOW RATE (m³/h)	NOISE LEVEL (dB(A))
HMEF 280	380	50	0,18	1.450	1.100	37
HMEF 315	380	50	0,25	1.469	1.600	38
HMEF 355	380	50	0,37	1.471	2.300	43
HMEF 400	380	50	0,55	1.478	3.300	45
HMEF 450	380	50	0,75	1.454	5.000	50
HMEF 500	380	50	1,10	1.462	7.000	53
HMEF 560	380	50	1,50	1.464	9.800	56
HMEF 630	380	50	3,00	1.465	14.000	59
HMEF 710	380	50	4,00	950	13.000	55

Values are for 0 Pa.

Single-phase motors are available up to 1,5 kW

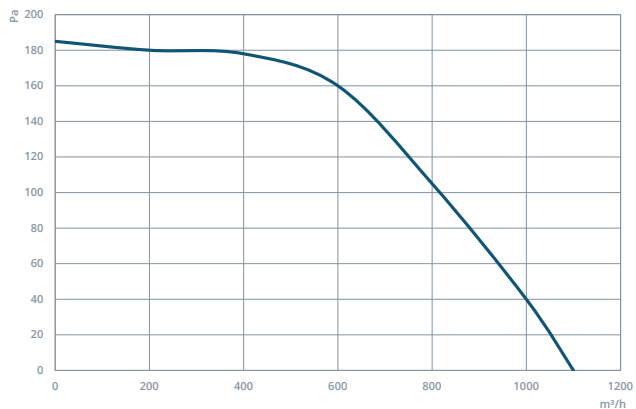
DRAWING



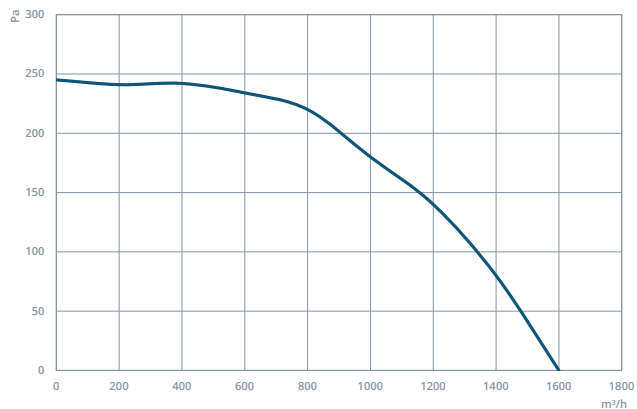
MODEL	A (mm)	B (mm)	C (mm)	D (mm)
HMEF 280	450	450	450	280
HMEF 315	500	500	500	315
HMEF 355	500	500	500	355
HMEF 400	600	600	600	400
HMEF 450	700	700	700	450
HMEF 500	800	800	800	500
HMEF 560	900	900	900	560
HMEF 630	1000	1000	1000	630
HMEF 710	1100	1100	1100	710

PERFORMANCE CURVES

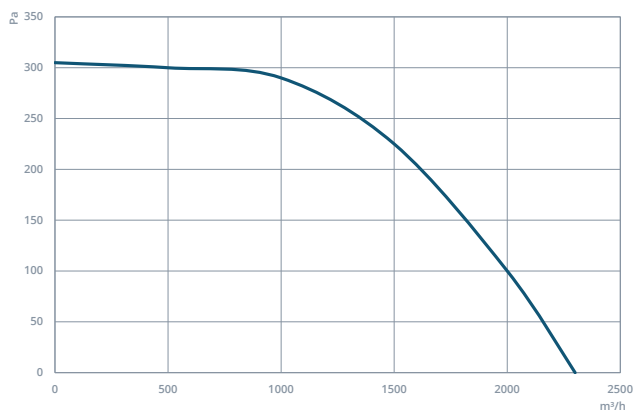
HMEF 280



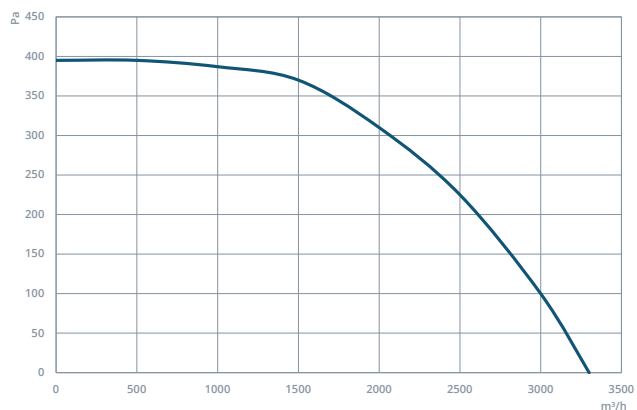
HMEF 315



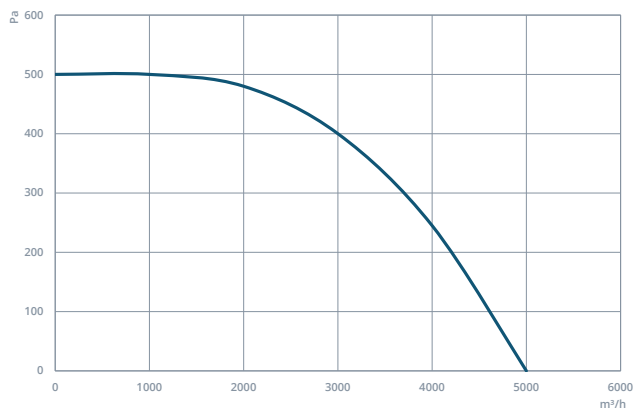
HMEF 355



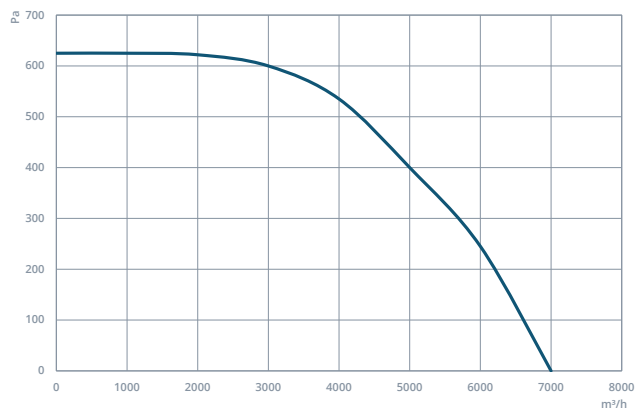
HMEF 400



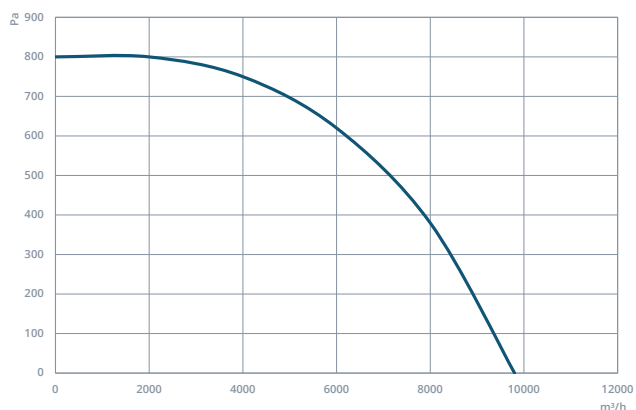
HMEF 450



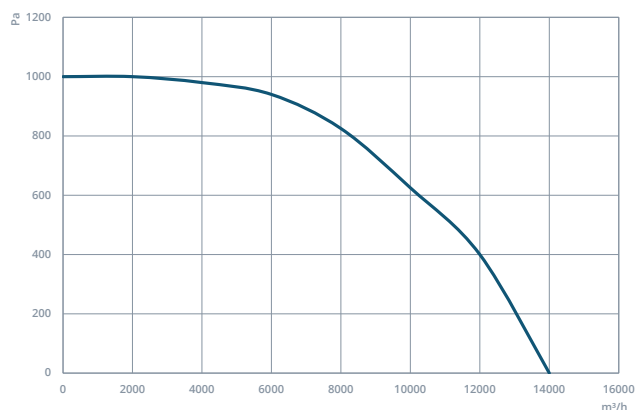
HMEF 500



HMEF 560

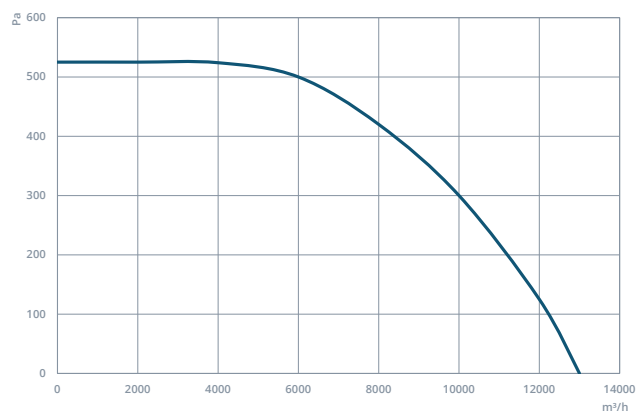


HMEF 630



PERFORMANCE CURVES

HMEF 710





**E KITCHEN
ODOR
FILTER**

A

S

Y

**V E N
T I L A
T I O N**

► KASP - Box Type Kitchen Exhaust Fan With Active Carbon Filters

KASP fans are designed to keep the guests of hotels and restaurants from being disturbed by the exhaust air of industrial and commercial kitchens. Fan and filters are located on slides for easy cleaning and maintenance. The standard unit has a metal oil filter, G2 dust filter, and active carbon filter.



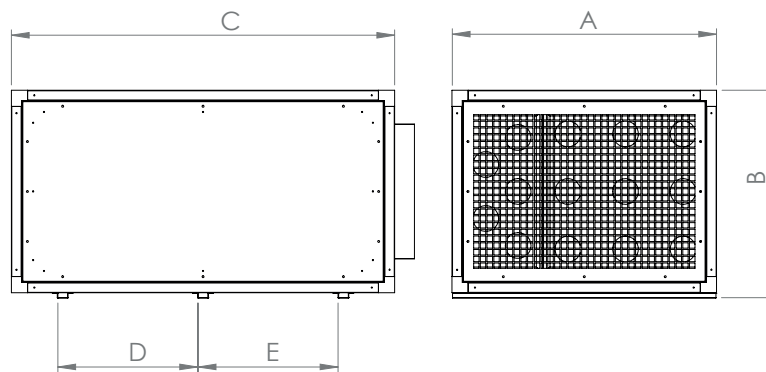
MOTOR INSULATION CLASS	F CLASS
MOTOR PROTECTION CLASS	IP 44
MOTOR EFFICIENCY CLASS	-
MOTOR ENCLOSURE TYPE	EXTERNAL ROTOR MOTOR
MOTOR BRAND	KAYI
BODY MATERIAL	GALVANIZED SHEET METAL
BODY COATING	ELECTRO-STATIC POWDER COATING
IMPELLER MATERIAL	ALUMINIUM
DUTY CYCLE	IEC Duty Cycle-S1
WORKING TEMPERATURE	-20 - +50 °C
STANDARDS	IEC-60335-2-80, ISO 1940-1



MODEL	VOLTAGE (V)	FREQUENCY (Hz)	POWER (W)	REVOLUTION (rpm)	FLOW RATE (m³/h)	NOISE LEVEL (dB(A))
KASP 400	230	50	380	1.362	2.400	45
KASP 450	230	50	690	1.367	3.300	48
KASP 500	230-380	50	830	1.364	5.200	52
KASP 560	380	50	1.460	1.369	7.200	55

Values are for 0 Pa.

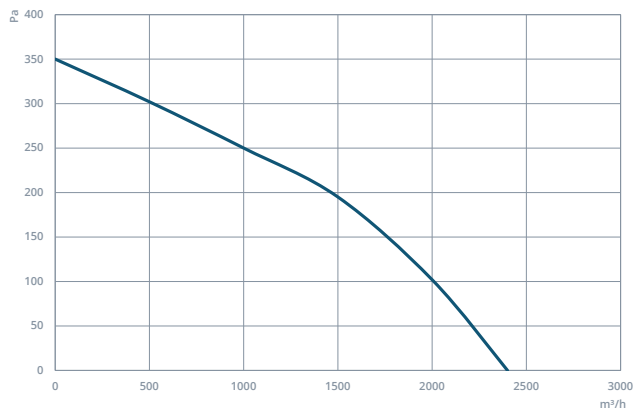
DRAWING



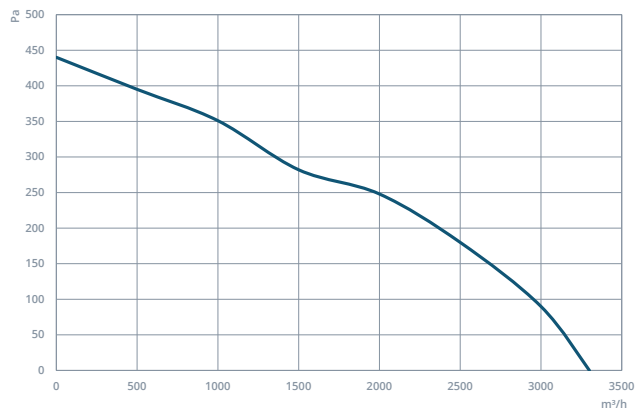
MODEL	A (mm)	B (mm)	C (mm)	D (mm)	E (mm)
KASP 400	665	750	1420	520	520
KASP 450	665	750	1420	520	520
KASP 500	980	750	1420	520	520
KASP 560	980	750	1420	520	520

PERFORMANCE CURVES

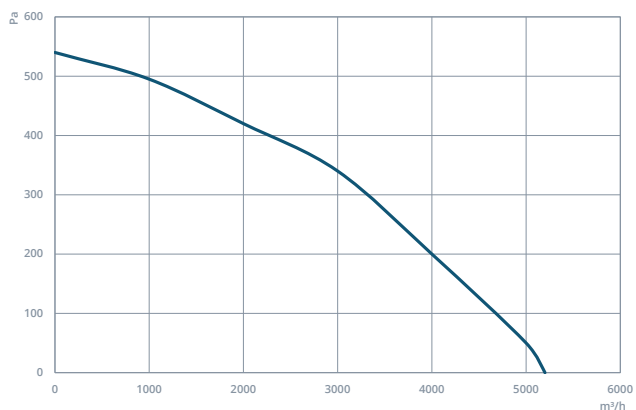
KASP 400



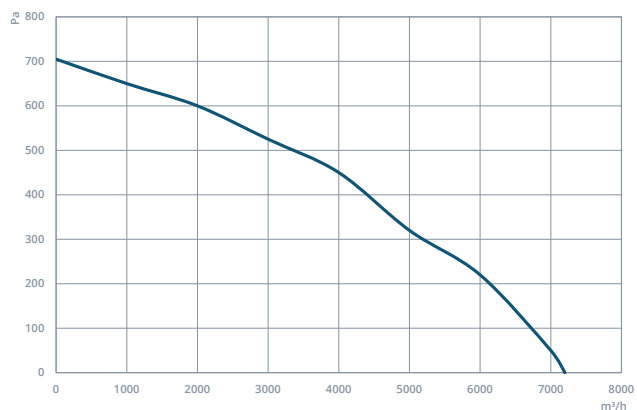
KASP 450



KASP 500




KASP 560



► HASP - Box Fan

HASP fans can be used in medium volume needs with its easy-to-install robust body. Efficient rigid impeller allows for high level of volume.



MOTOR INSULATION CLASS	F CLASS
MOTOR PROTECTION CLASS	IP 55
MOTOR EFFICIENCY CLASS	IE3
MOTOR ENCLOSURE TYPE	TEFC
MOTOR BRAND	GAMAK-VOLT-WAT
BODY MATERIAL	GALVANIZED SHEET METAL
BODY COATING	ELECTRO-STATIC POWDER COATING
IMPELLER MATERIAL	ALUMINIUM
DUTY CYCLE	IEC Duty Cycle-S1
WORKING TEMPERATURE	-20 - +50 °C
STANDARDS	IEC-60335-2-80, ISO 1940-1

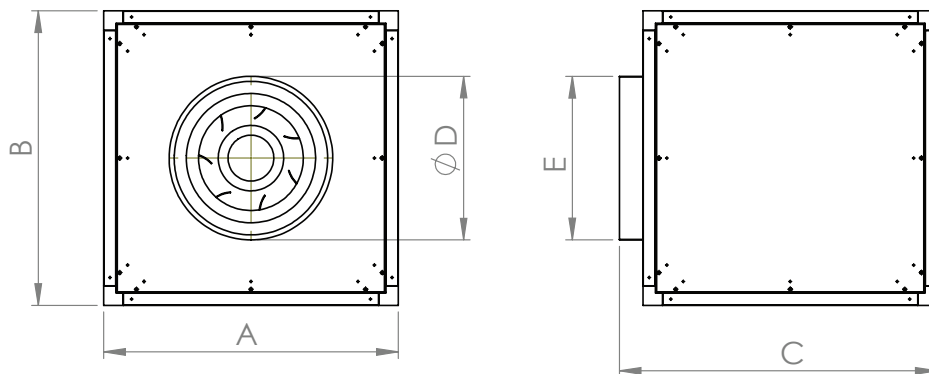


MODEL	VOLTAGE (V)	FREQUENCY (Hz)	POWER (kW)	REVOLUTION (rpm)	FLOW RATE (m³/h)	NOISE LEVEL (dB(A))
HASP 280	380	50	0,18	1.450	1.100	36
HASP 315	380	50	0,25	1.469	1.600	38
HASP 355	380	50	0,37	1.471	2.300	43
HASP 400	380	50	0,55	1.478	3.300	45
HASP 450	380	50	0,75	1.454	5.000	50
HASP 500	380	50	1,10	1.462	7.000	53
HASP 560	380	50	1,50	1.464	9.800	56
HASP 630	380	50	3,00	1.465	14.000	59
HASP 710	380	50	4,00	950	13.000	55

Values are for 0 Pa.

Single-phase motors are available up to 1,5 kW

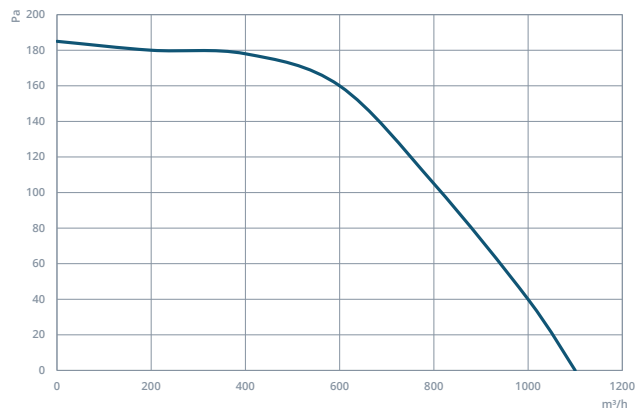
DRAWING



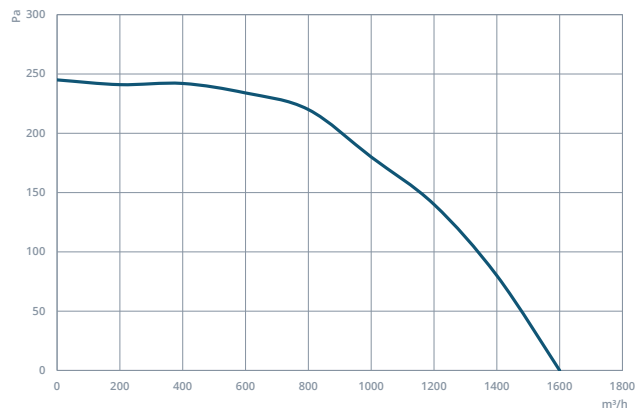
MODEL	A (mm)	B (mm)	C (mm)	D (mm)	E (mm)
HASP 280	450	450	520	280	250
HASP 315	500	500	570	315	300
HASP 355	500	500	570	355	300
HASP 400	600	600	600	400	350
HASP 450	700	700	770	450	400
HASP 500	800	800	870	500	450
HASP 560	900	900	970	560	500
HASP 630	1000	1000	1070	630	600
HASP 710	1100	1100	1170	710	650

PERFORMANCE CURVES

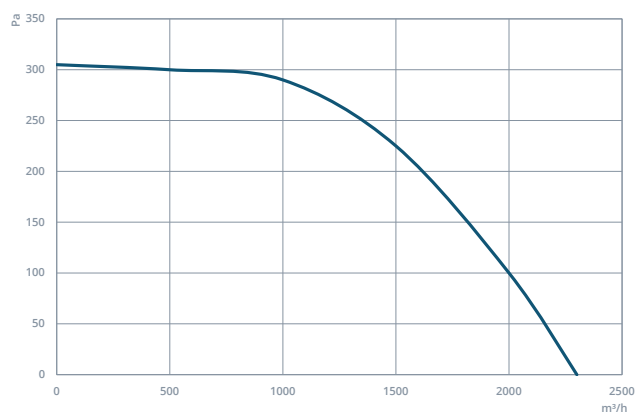
HASP 280



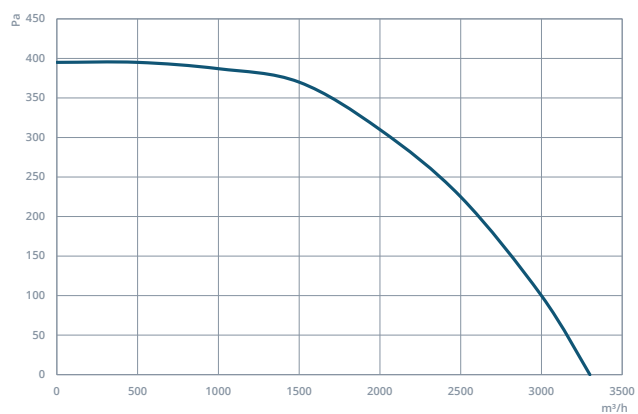
HASP 315



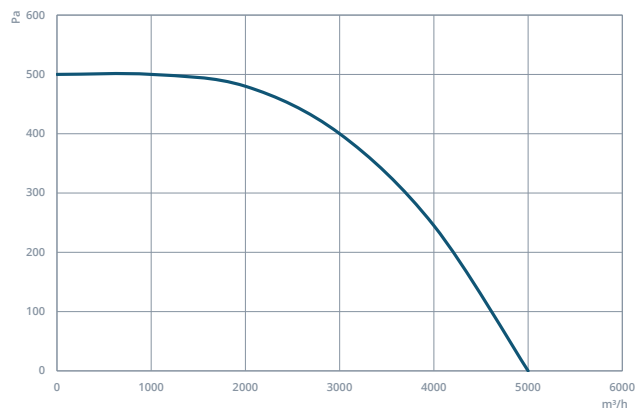
HASP 355



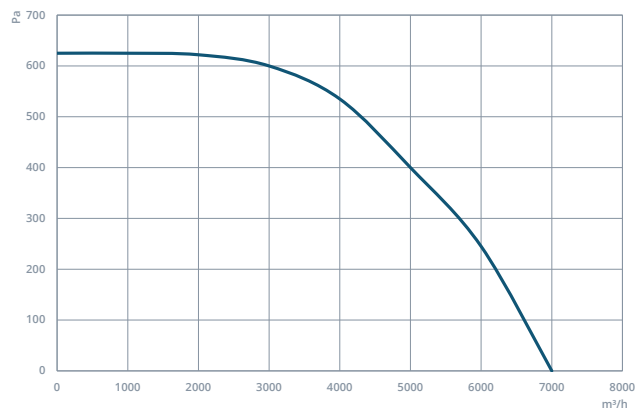
HASP 400



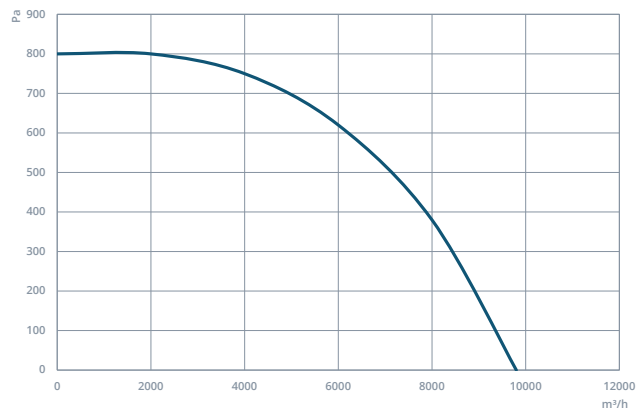
HASP 450



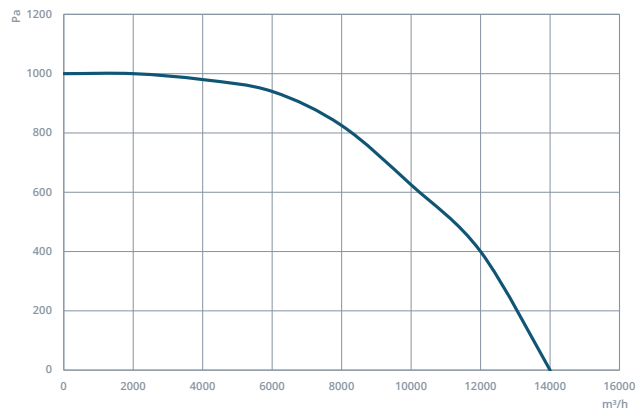
HASP 500



HASP 560

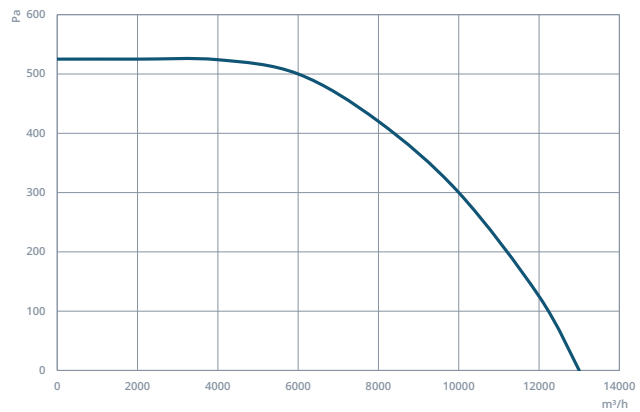


HASP 630



PERFORMANCE CURVES

HASP 710



A photograph of a waterfall cascading over a rocky ledge, surrounded by lush green vegetation. The scene is captured from a low angle, looking up at the water. The text is overlaid on the image in a white, bold, sans-serif font, enclosed in a thin blue border.

E EFFICIENCY
ENVIRONMENT
TECHNOLOGY

A

S

**VEN
TILA
TION**

Y

► EC-CRAD - Roof Mounted Horizontal Discharge EC Motor Fan

EC-CRAD fans can be mounted on the roof. It is easy-to-install and with long-lasting motor and high efficiency impeller it can be used in green-tech projects. EC motor allows for very high efficiency rates and extreme control. It should be operated with the automation board.



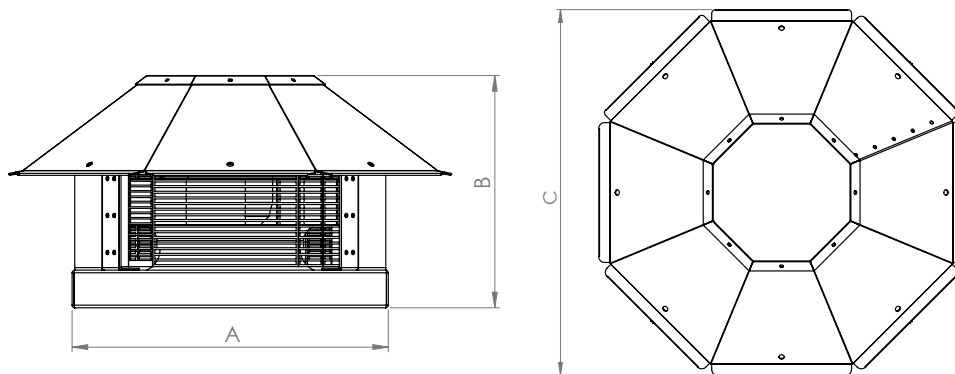
MOTOR INSULATION CLASS	F CLASS
MOTOR PROTECTION CLASS	IP 54
MOTOR EFFICIENCY CLASS	>IE4
MOTOR ENCLOSURE TYPE	EXTERNAL ROTOR MOTOR
MOTOR BRAND	-
BODY MATERIAL	GALVANIZED SHEET METAL
BODY COATING	ELECTRO-STATIC POWDER COATING
IMPELLER MATERIAL	ALUMINIUM
DUTY CYCLE	IEC Duty Cycle-S1
WORKING TEMPERATURE	-20 - +50 °C
STANDARDS	IEC-60335-2-80, ISO 1940-1



MODEL	VOLTAGE (V)	FREQUENCY (Hz)	POWER (W)	REVOLUTION (rpm)	FLOW RATE (m³/h)	NOISE LEVEL (dB(A))
EC-CRAD 190	230	50/60	161	4.555	974	50
EC-CRAD 225	230	50/60	168	3.540	1.270	50
EC-CRAD 250	230	50/60	302	3.400	1.810	55
EC-CRAD 315	230	50/60	307	2.180	3.250	56
EC-CRAD 355	380	50/60	770	2.400	5.590	58
EC-CRAD 400	380	50/60	2.384	2.680	10.220	60

Values are for 0 Pa.
Pressure Difference Controller

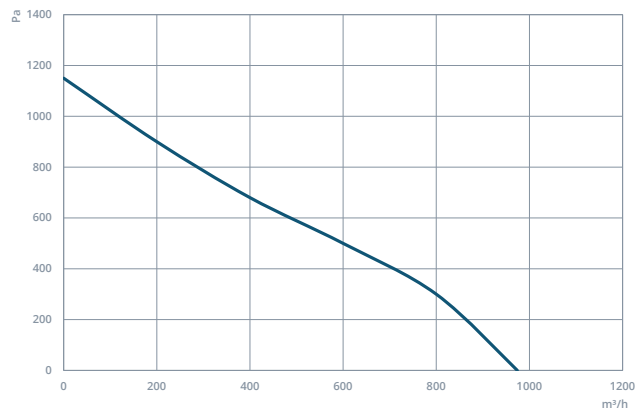
DRAWING



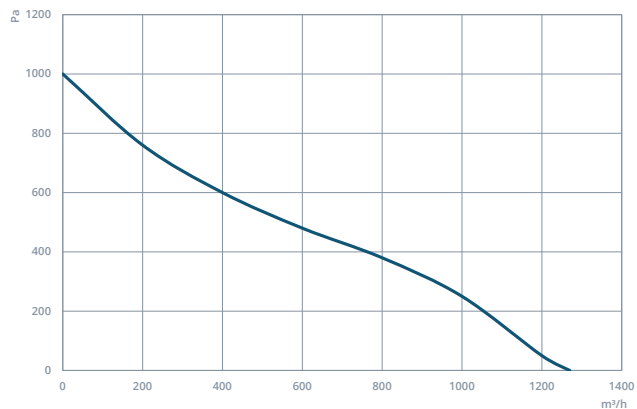
MODEL	A (mm)	B (mm)	C (mm)
EC-CRAD 190	250	220	340
EC-CRAD 225	336	247	471
EC-CRAD 250	355	252	500
EC-CRAD 315	370	256	523
EC-CRAD 355	450	337	640
EC-CRAD 400	450	367	640

PERFORMANCE CURVES

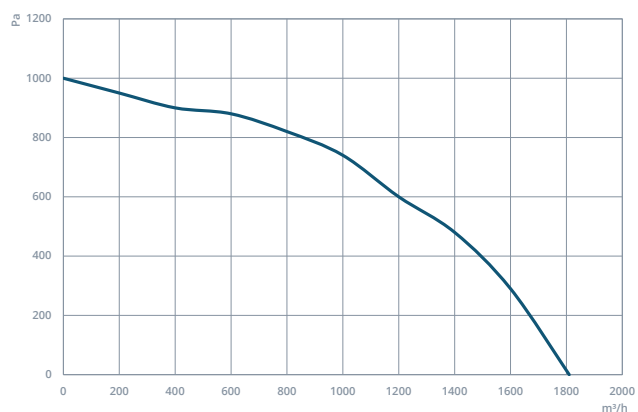
EC-CRAD 190



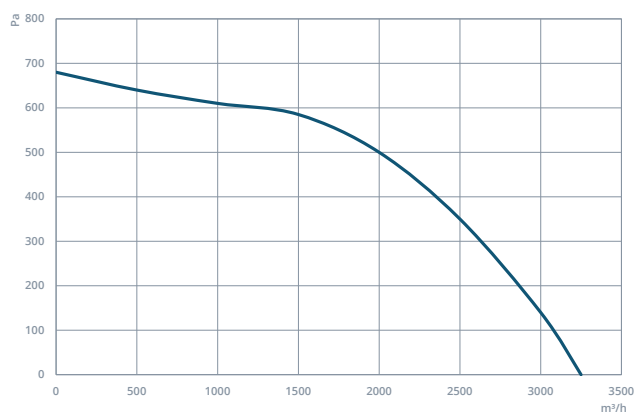
EC-CRAD 225



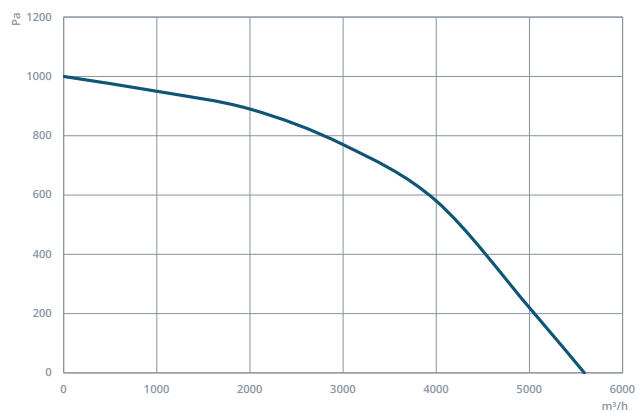
EC-CRAD 250



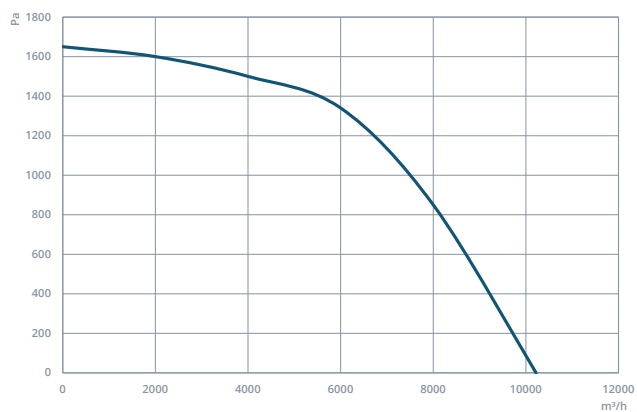
EC-CRAD 315



EC-CRAD 355



EC-CRAD 400




► CRAD - Roof Mounted Horizontal Discharge Centrifugal Fan

CRAD fans can be used in low to medium volume projects and can be mounted on the roof. Easy-to-install with long-lasting motor and efficient impeller.



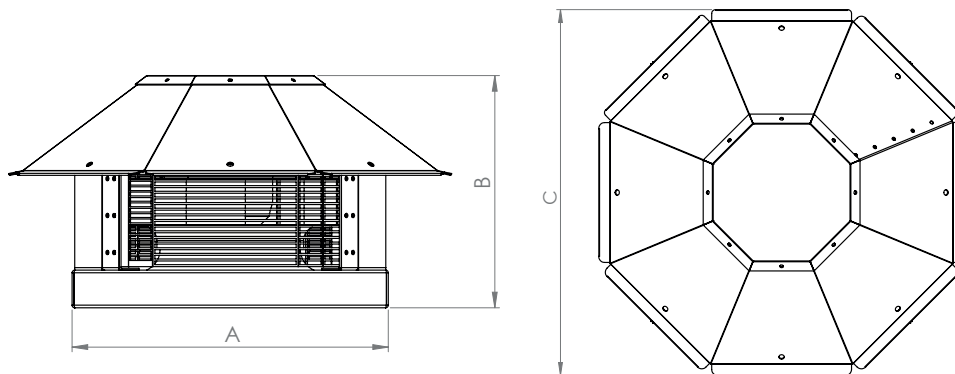
MOTOR INSULATION CLASS	F CLASS
MOTOR PROTECTION CLASS	IP 44
MOTOR EFFICIENCY CLASS	-
MOTOR ENCLOSURE TYPE	EXTERNAL ROTOR MOTOR
MOTOR BRAND	KAYI
BODY MATERIAL	GALVANIZED SHEET METAL
BODY COATING	POWDER COATING
IMPELLER MATERIAL	ALUMINIUM
DUTY CYCLE	IEC Duty Cycle-S1
WORKING TEMPERATURE	-20 - +50 °C
STANDARDS	IEC-60335-2-80, ISO 1940-1



MODEL	VOLTAGE (V)	FREQUENCY (Hz)	POWER (W)	REVOLUTION (rpm)	FLOW RATE (m³/h)	NOISE LEVEL (dB(A))
CRAD 190	230	50	90	2.600	520	50
CRAD 225	230	50	104	2.675	950	50
CRAD 250	230	50	130	2.685	1.150	55
CRAD 280	230	50	180	2.615	2.000	60
CRAD 355	230	50	185	1.365	2.350	52
CRAD 400	230	50	380	1.365	3.400	55
CRAD 450	230	50	690	1.365	4.900	60
CRAD 500	230-380	50	1.080	1.365	7.000	63
CRAD 560	380	50	1.670	1.365	9.300	70

Values are for 0 Pa.

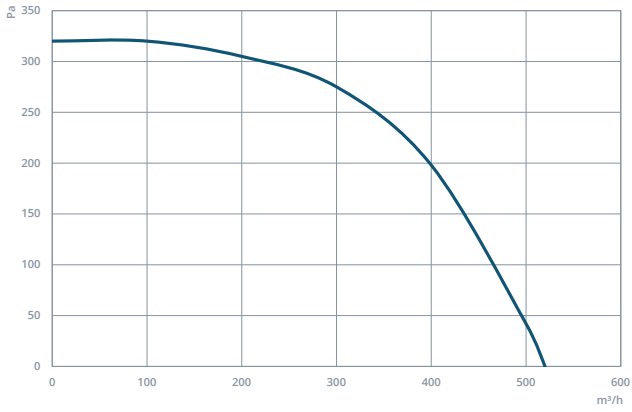
DRAWING



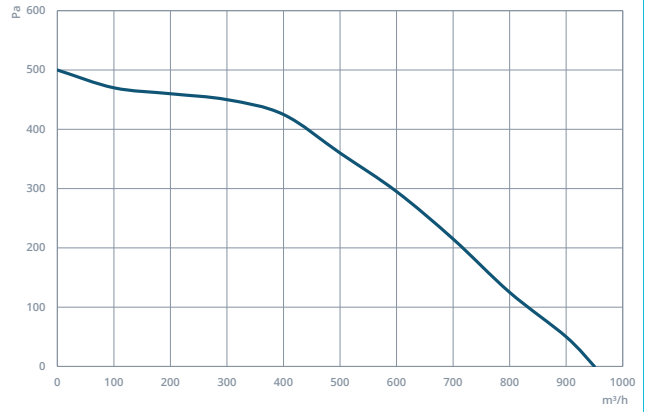
MODEL	A (mm)	B (mm)	C (mm)
CRAD 190	250	220	340
CRAD 225	336	247	471
CRAD 250	355	252	500
CRAD 280	370	256	523
CRAD 355	450	337	640
CRAD 400	450	367	640
CRAD 450	550	444	820
CRAD 500	600	500	860
CRAD 560	630	510	920

PERFORMANCE CURVES

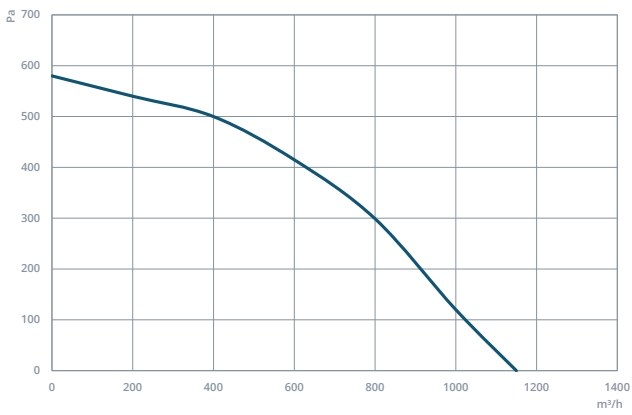
CRAD 190



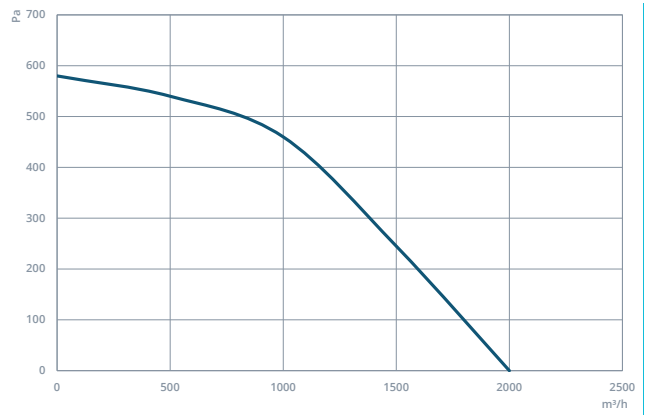
CRAD 225



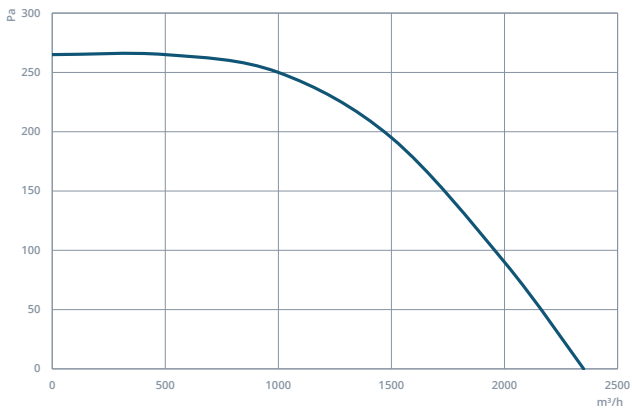
CRAD 250



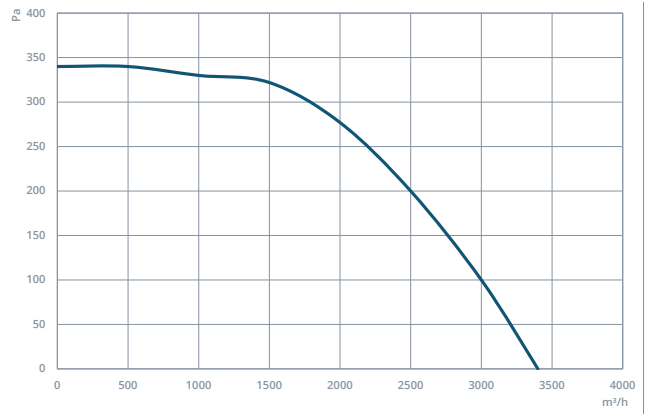
CRAD 280



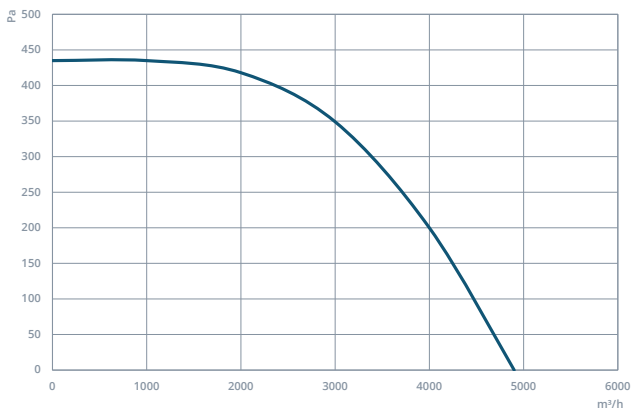
CRAD 355



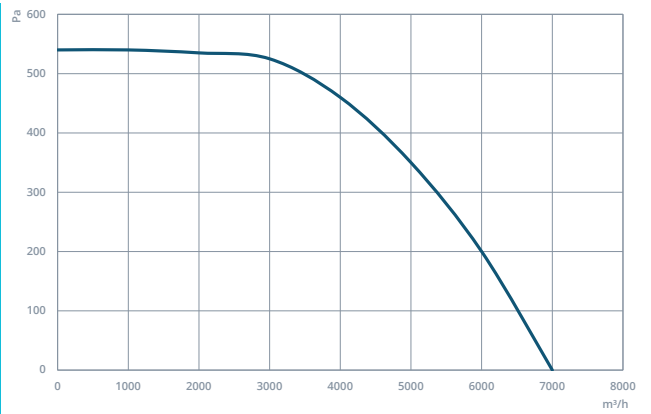
CRAD 400



CRAD 450

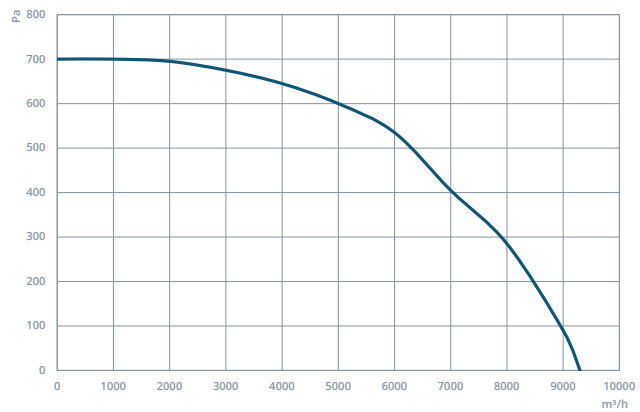


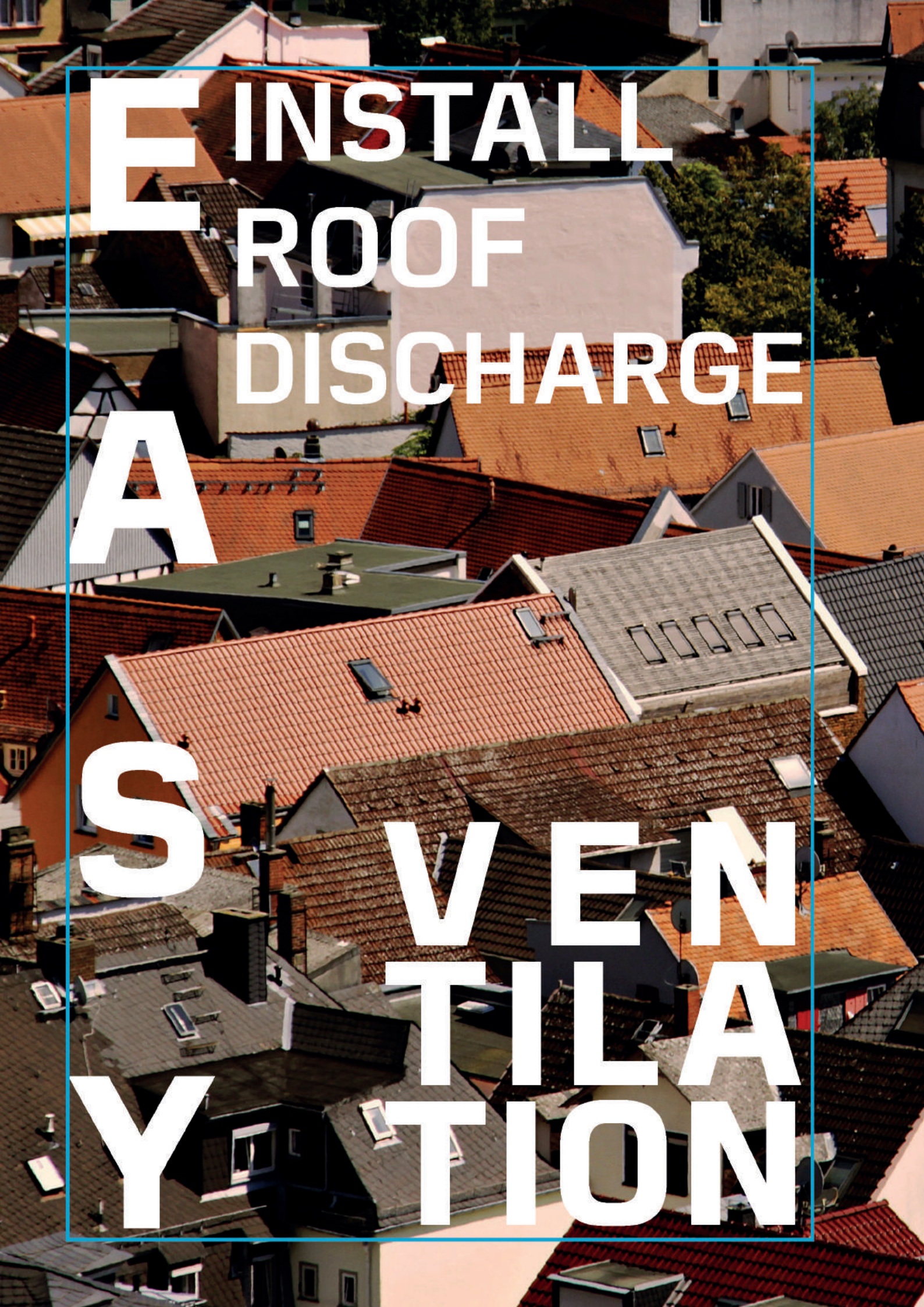
CRAD 500



PERFORMANCE CURVES

CRAD 560





E INSTALL R ROOF D DISCHARGE A S V E N T I L A Y T I O N

► CRADIK - Roof Mounted Vertical Discharge Centrifugal Fan

CRADIK fans can be used in low to medium volume projects and can be mounted on the roof. Easy-to-install with long-lasting motor and efficient impeller. Vertical discharge allows it to be used in close quarters with other things like chimneys and fans.



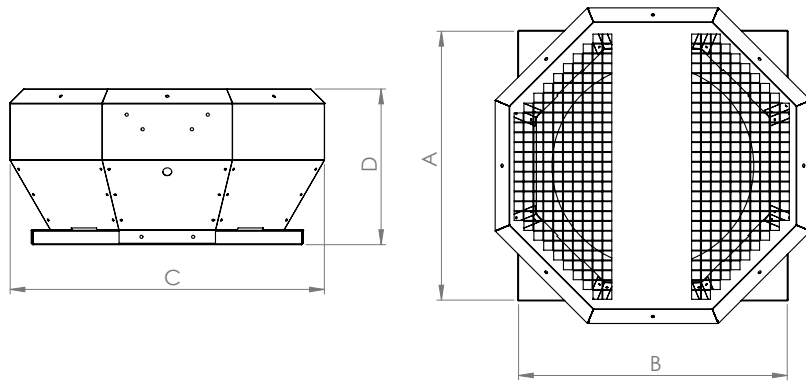
MOTOR INSULATION CLASS	F CLASS
MOTOR PROTECTION CLASS	IP 44
MOTOR EFFICIENCY CLASS	-
MOTOR ENCLOSURE TYPE	EXTERNAL ROTOR MOTOR
MOTOR BRAND	KAYI
BODY MATERIAL	GALVANIZED SHEET METAL
BODY COATING	POWDER COATING
IMPELLER MATERIAL	ALUMINIUM
DUTY CYCLE	IEC Duty Cycle-S1
WORKING TEMPERATURE	-20 - +50 °C
STANDARDS	IEC-60335-2-80, ISO 1940-1



MODEL	VOLTAGE (V)	FREQUENCY (H)	POWER (W)	REVOLUTION (rpm)	FLOW RATE (m/h)	NOISE LEVEL (dB(A))
CRADIK 190	230	50	90	2.600	520	54
CRADIK 225	230	50	104	2.675	950	55
CRADIK 250	230	50	130	2.685	1.150	58
CRADIK 280	230	50	180	2.615	2.000	60
CRADIK 355	230	50	185	1.365	2.350	55
CRADIK 400	230	50	380	1.365	3.400	58
CRADIK 450	230	50	690	1.365	4.900	62
CRADIK 500	230-380	50	1.080	1.365	7.000	65
CRADIK 560	380	50	1.670	1.365	9.300	70

Values are for 0 Pa.

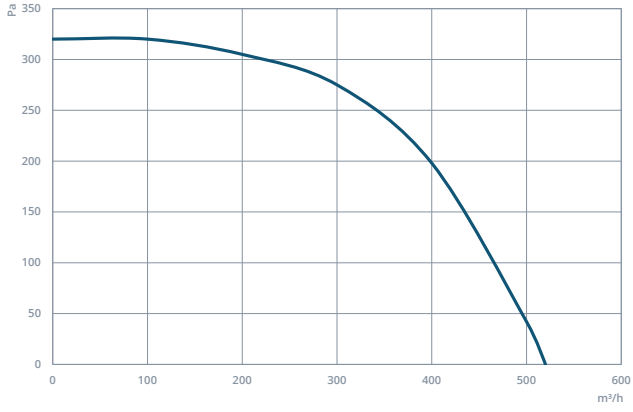
DRAWING



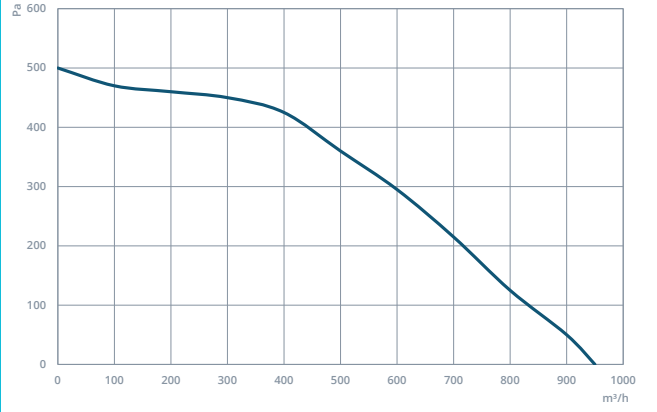
MODEL	A (mm)	B (mm)	C (mm)	D (mm)
CRADIK 190	340	340	442	192
CRADIK 225	420	420	502	228
CRADIK 250	435	435	532	242
CRADIK 280	450	450	552	256
CRADIK 355	550	550	652	317
CRADIK 400	600	600	702	348
CRADIK 450	650	650	752	356
CRADIK 500	700	700	802	412
CRADIK 560	800	800	902	427

PERFORMANS EĞRİLERİ

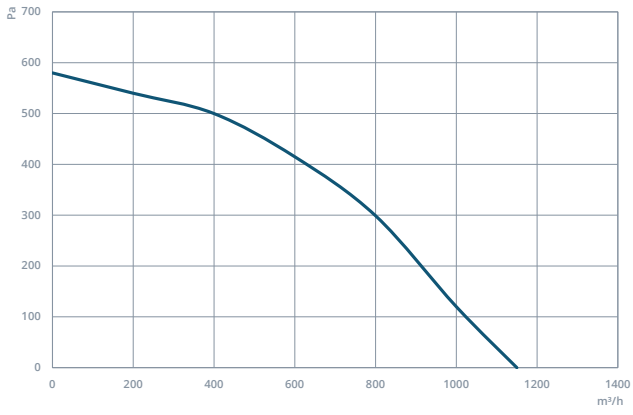
CRADIK 190



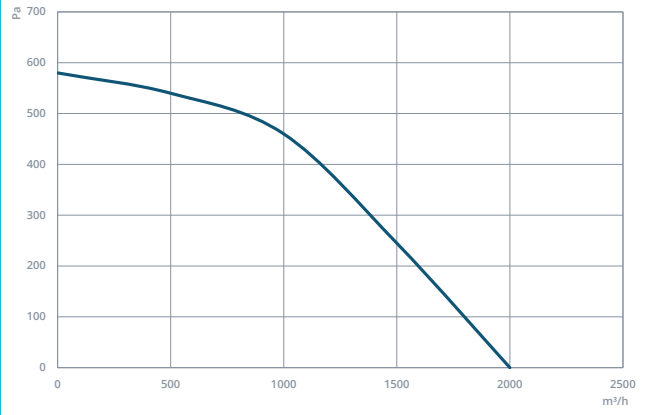
CRADIK 225



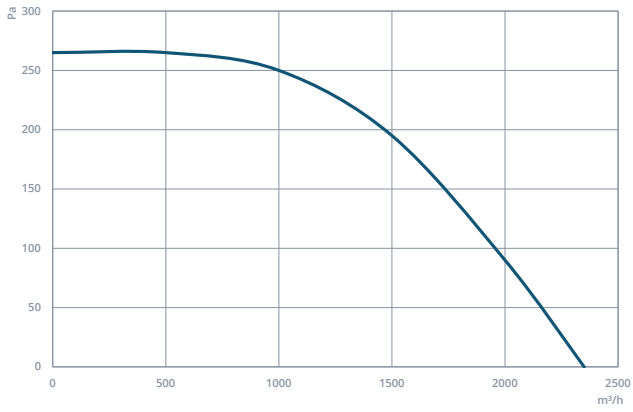
CRADIK 250



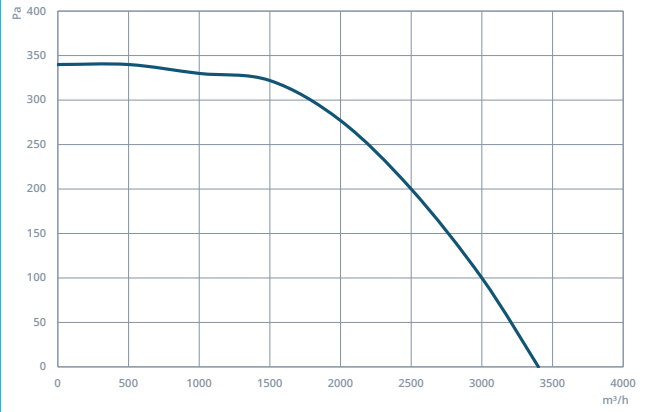
CRADIK 280



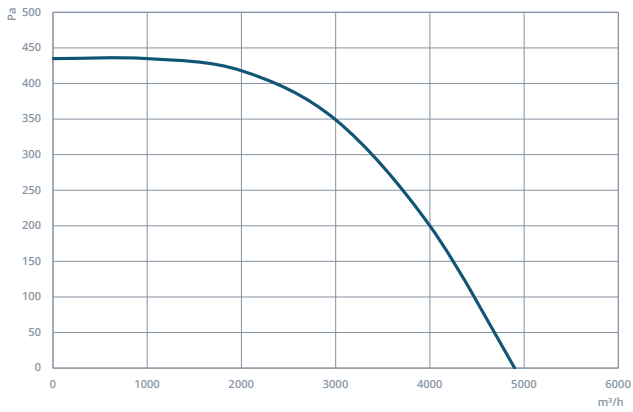
CRADIK 355



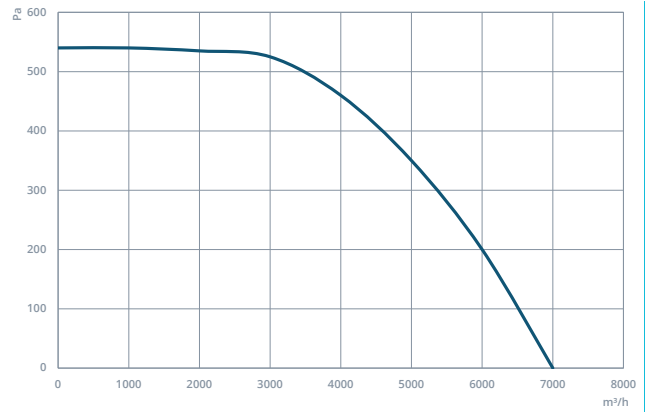
CRADIK 400



CRADIK 450

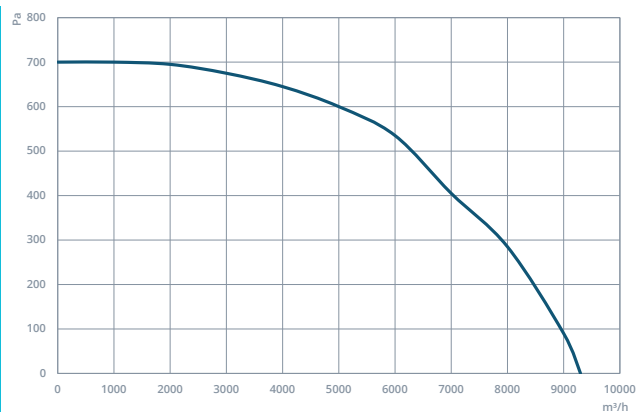


CRADIK 500



PERFORMANCE CURVES

CRADIK 560



A person wearing a blue nitrile glove is using a metal serving spoon to scoop spaghetti from a large, shallow metal tray. The spaghetti is topped with a white sauce and some vegetables. The background is blurred, showing other people and trays, suggesting a busy food service environment. The text is overlaid on the image in a large, white, sans-serif font.

E INSTALL
R ROOF
S SERVICE
A
S V E N
T T I L A
Y T I O N

► MRAD - Horizontal Discharge Centrifugal Fan With Motor Out Of Air

MRAD fans can be used where the air that it exhausts has particles in it that would damage the motor. Its single-phase motor and easy-to-install body allows a simple use.



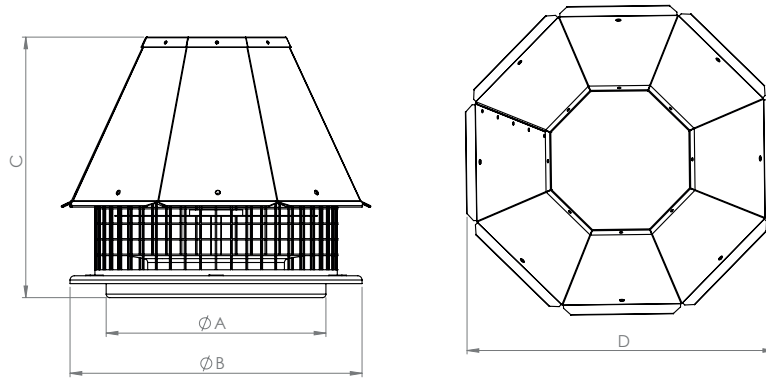
MOTOR INSULATION CLASS	F CLASS
MOTOR PROTECTION CLASS	IP 44
MOTOR EFFICIENCY CLASS	-
MOTOR ENCLOSURE TYPE	EXTERNAL ROTOR MOTOR
MOTOR BRAND	KAYI
BODY MATERIAL	GALVANIZED SHEET METAL
BODY COATING	POWDER COATING
IMPELLER MATERIAL	ALUMINIUM
DUTY CYCLE	IEC Duty Cycle-S1
WORKING TEMPERATURE	-20 - +50 °C
STANDARDS	IEC-60335-2-80, ISO 1940-1



MODEL	VOLTAGE (V)	FREQUENCY (Hz)	POWER (W)	REVOLUTION (rpm)	FLOW RATE (m³/h)	NOISE LEVEL (dB(A))
MRAD 315	230	50	190	2.700	1.930	56

Values are for 0 Pa.

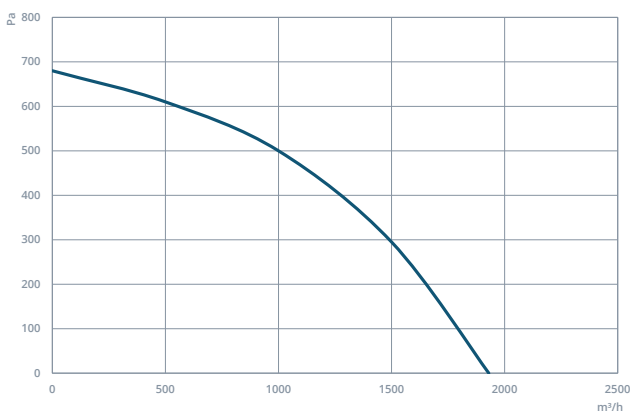
DRAWING



MODEL	A (mm)	B (mm)	C (mm)	D (mm)
MRAD 315	310	412	370	435

PERFORMANCE CURVES

MRAD 315



A commercial kitchen scene with a chef in a white uniform and hat working in the background. In the foreground, there are several stacks of white plates on a counter. Two pendant lights hang from the ceiling, illuminating the workspace. The overall atmosphere is warm and professional.

**E KITCHEN
GREASE
SERVICE**

A

S

Y

**VEN
TILA
TION**

► DRAD - Horizontal Discharge Centrifugal Fan With Motor Out Of Air

DRAD fans can be used where the air that it exhausts has particles in it that would damage the motor.



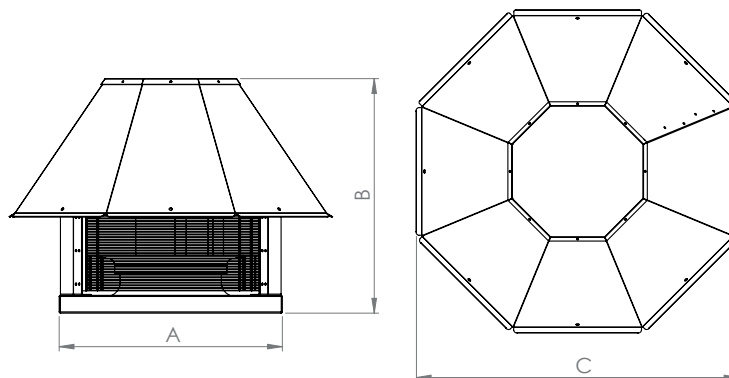
MOTOR INSULATION CLASS	F CLASS
MOTOR PROTECTION CLASS	IP 55
MOTOR EFFICIENCY CLASS	IE3
MOTOR ENCLOSURE TYPE	TEFC
MOTOR BRAND	GAMAK-VOLT-WAT
BODY MATERIAL	GALVANIZED SHEET METAL
BODY COATING	POWDER COATING
IMPELLER MATERIAL	ALUMINIUM
DUTY CYCLE	IEC Duty Cycle-S1
WORKING TEMPERATURE	-20 - +50 °C
STANDARDS	IEC-60335-2-80, ISO 1940-1



MODEL	VOLTAGE (V)	FREQUENCY (Hz)	POWER (kW)	REVOLUTION (rpm)	FLOW RATE (m³/h)	NOISE LEVEL (dB(A))
DRAD 280	380	50	0,18	1.450	1.100	53
DRAD 315	380	50	0,25	1.469	1.600	52
DRAD 355	380	50	0,37	1.471	2.300	55
DRAD 400	380	50	0,55	1.478	3.300	60
DRAD 450	380	50	0,75	1.454	5.000	62
DRAD 500	380	50	1,10	1.462	7.000	64
DRAD 560	380	50	1,50	1.464	9.800	66

Values are for 0 Pa.
Single-phase motors are available up to 1,5 kW

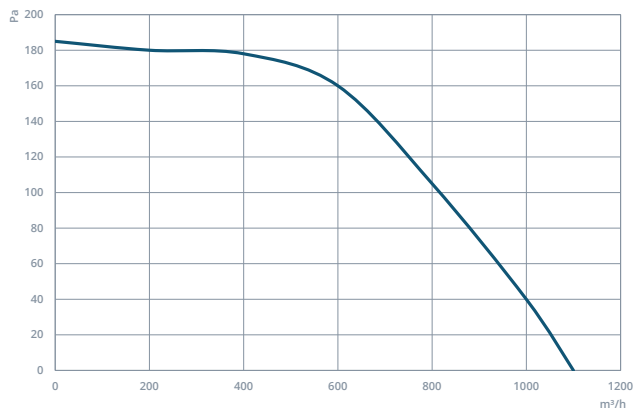
DRAWING



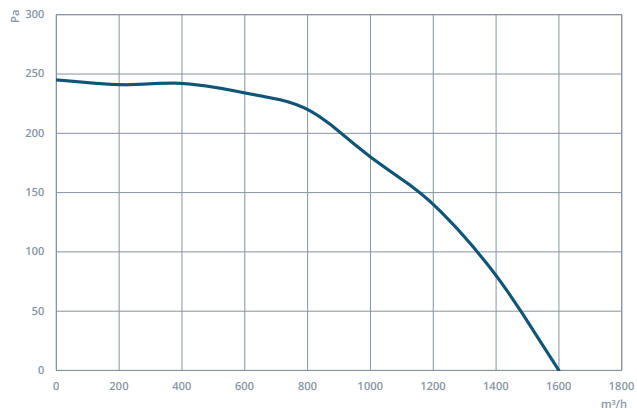
MODEL	A (mm)	B (mm)	C (mm)
DRAD 280	366	412	536
DRAD 315	400	460	580
DRAD 355	450	466	630
DRAD 400	500	526	723
DRAD 450	550	562	820
DRAD 500	600	614	900
DRAD 560	650	620	973

PERFORMANCE CURVES

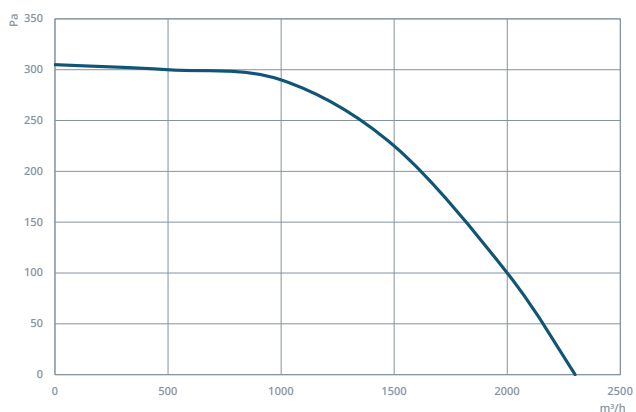
DRAD 280



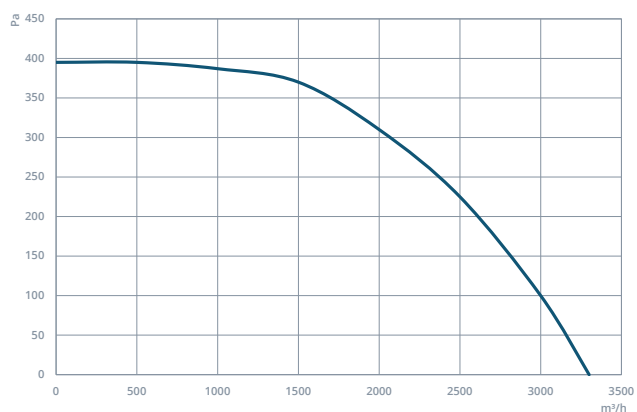
DRAD 315



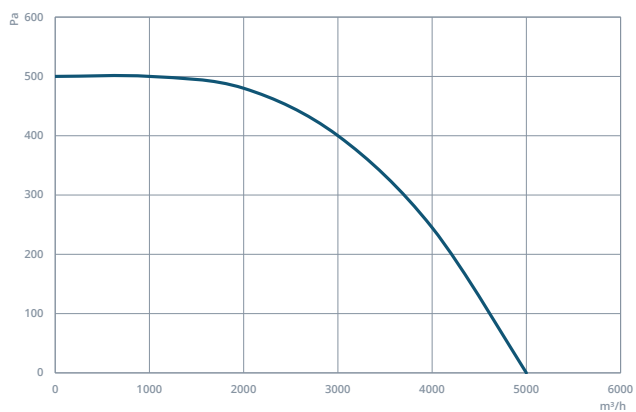
DRAD 355



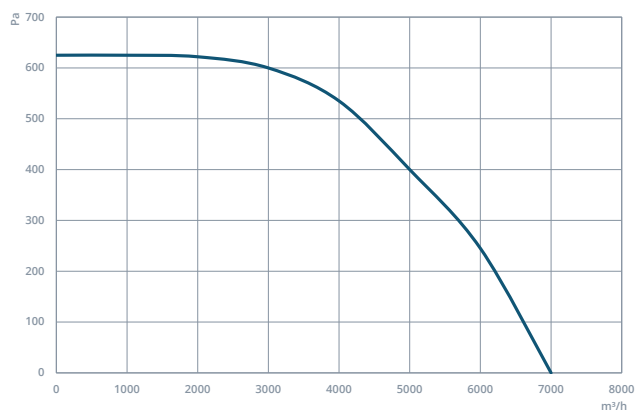
DRAD 400



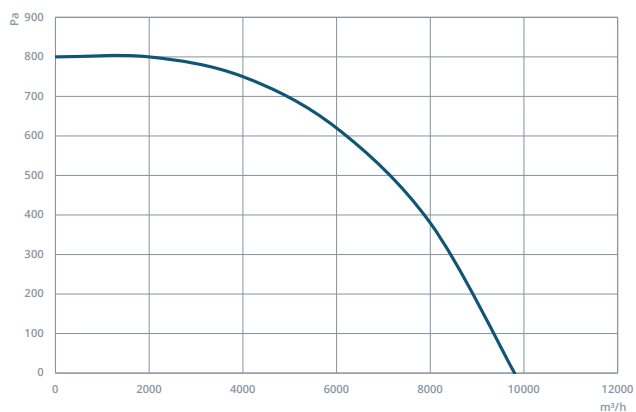
DRAD 450



DRAD 500



DRAD 560



► DRADIK - Horizontal Discharge Centrifugal Fan With Motor Out Of Air

DRADIK fans can be used where the air that it exhausts has particles in it that would damage the motor. Vertical discharge allows it to be used in close quarters with other things like chimneys and fans.



MOTOR INSULATION CLASS	F CLASS
MOTOR PROTECTION CLASS	IP 55
MOTOR EFFICIENCY CLASS	IE3
MOTOR ENCLOSURE TYPE	TEFC
MOTOR BRAND	GAMAK-VOLT-WAT
BODY MATERIAL	GALVANIZED SHEET METAL
BODY COATING	POWDER COATING
IMPELLER MATERIAL	ALUMINIUM
DUTY CYCLE	IEC Duty Cycle-S1
WORKING TEMPERATURE	-20 - +50 °C
STANDARDS	IEC-60335-2-80, ISO 1940-1

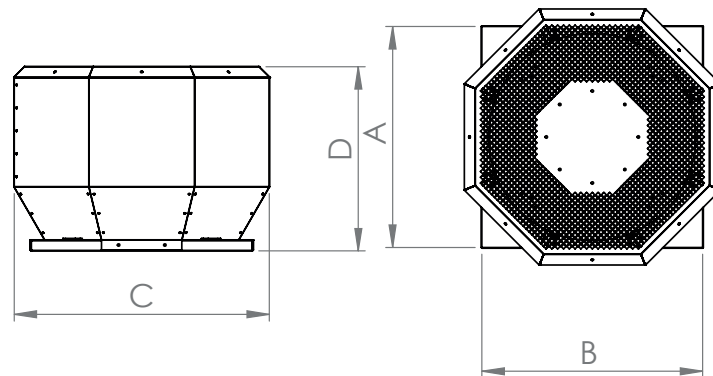


MODEL	VOLTAGE (V)	FREQUENCY (Hz)	POWER (kW)	REVOLUTION (rpm)	FLOW RATE (m³/h)	NOISE LEVEL (dB(A))
DRADIK 280	380	50	0,18	1.450	1.100	63
DRADIK 315	380	50	0,25	1.469	1.600	64
DRADIK 355	380	50	0,37	1.471	2.300	58
DRADIK 400	380	50	0,55	1.478	3.300	60
DRADIK 450	380	50	0,75	1.454	5.000	62
DRADIK 500	380	50	1,10	1.462	7.000	64
DRADIK 560	380	50	1,50	1.464	9.800	67

Values are for 0 Pa.

Single-phase motors are available up to 1,5 kW

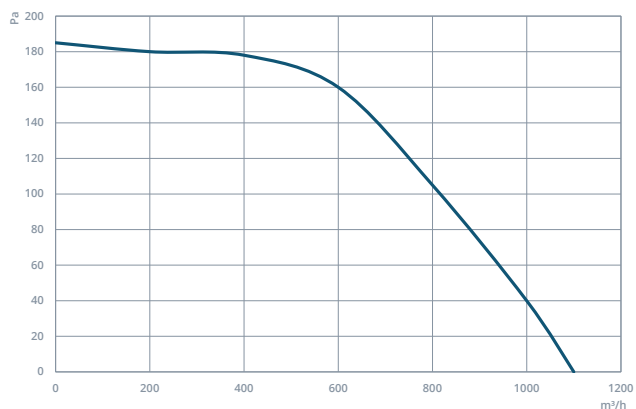
DRAWING



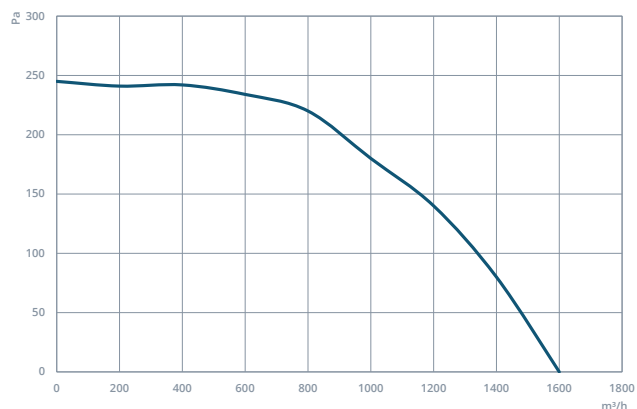
MODEL	A (mm)	B (mm)	C (mm)	C (mm)
DRADIK 280	450	450	552	405
DRADIK 315	500	500	602	440
DRADIK 355	550	550	652	478
DRADIK 400	600	600	702	517
DRADIK 450	650	650	752	543
DRADIK 500	700	700	802	610
DRADIK 560	750	750	852	642

PERFORMANCE CURVES

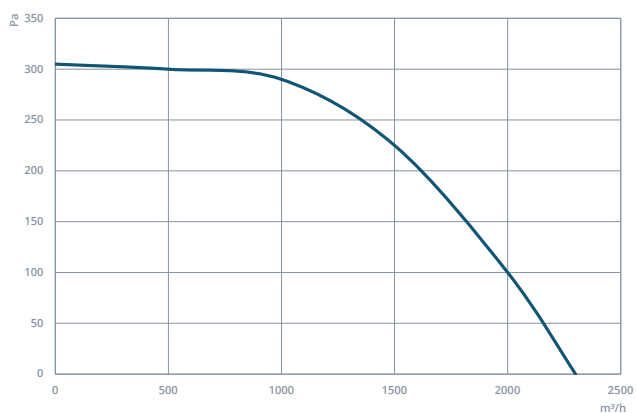
DRADIK 280



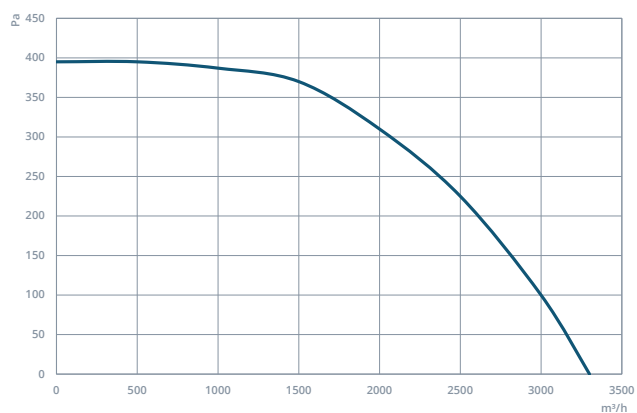
DRADIK 315



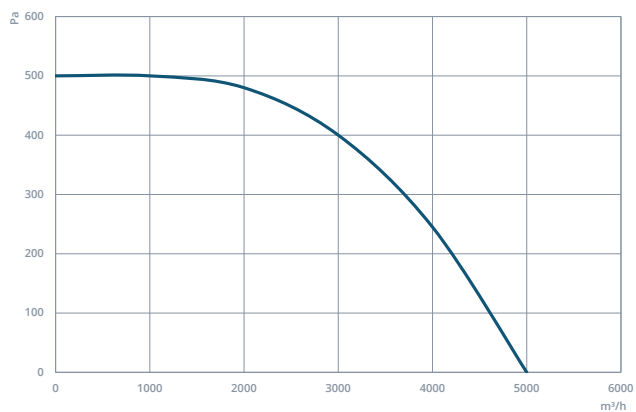
DRADIK 355



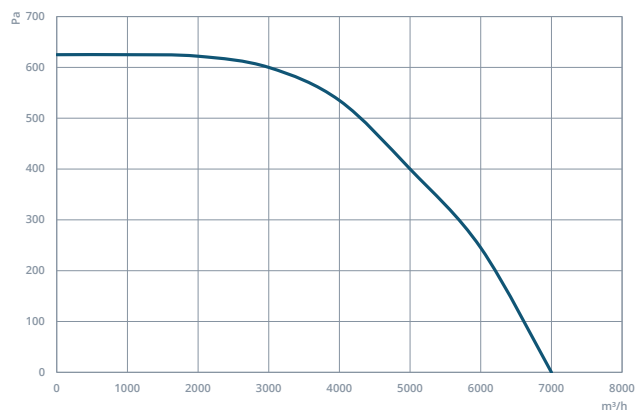
DRADIK 400



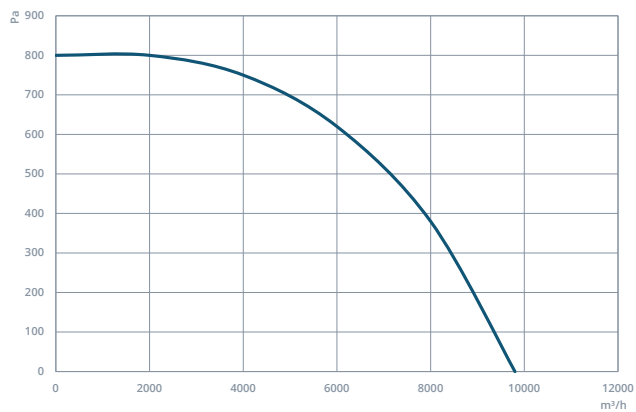
DRADIK 450



DRADIK 500

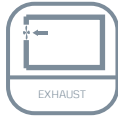
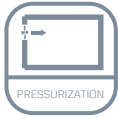


DRADIK 560



► SAL - Single Inlet Centrifugal Fan

SAL fans has high flow rate impeller and a robust body that can change blow direction.



MOTOR INSULATION CLASS	F CLASS
MOTOR PROTECTION CLASS	IP 55
MOTOR EFFICIENCY CLASS	IE3
MOTOR ENCLOSURE TYPE	TEFC
MOTOR BRAND	GAMAK-VOLT-WAT
BODY MATERIAL	GALVANIZED SHEET METAL
BODY COATING	POWDER COATING
IMPELLER MATERIAL	ALUMINIUM
DUTY CYCLE	IEC Duty Cycle-S1
WORKING TEMPERATURE	-20 - +50 °C
STANDARDS	IEC-60335-2-80, ISO 1940-1

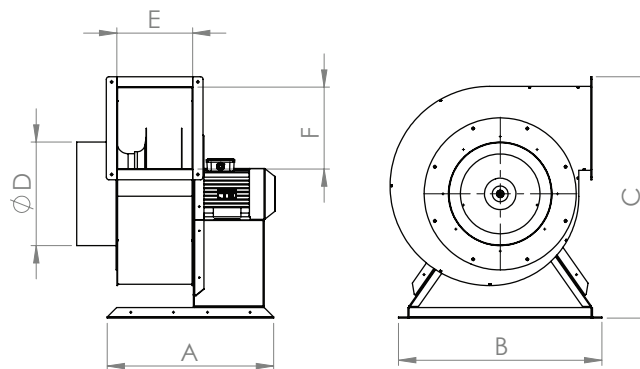


MODEL	VOLTAGE (V)	FREQUENCY (Hz)	POWER (kW)	REVOLUTION (rpm)	FLOW RATE (m³/h)	NOISE LEVEL (dB(A))
SAL 280	380	50	0,18	1.450	1.100	36
SAL 315	380	50	0,25	1.469	1.600	37
SAL 355	380	50	0,37	1.471	2.300	42
SAL 400	380	50	0,55	1.478	3.300	45
SAL 450	380	50	0,75	1.454	5.000	47
SAL 500	380	50	1,10	1.462	7.000	49
SAL 560	380	50	1,50	1.464	9.800	51
SAL 630	380	50	3,00	1.465	14.000	54
SAL 710	380	50	4,00	950	13.000	56

Values are for 0 Pa.

Single-phase motors are available up to 1,5 kW

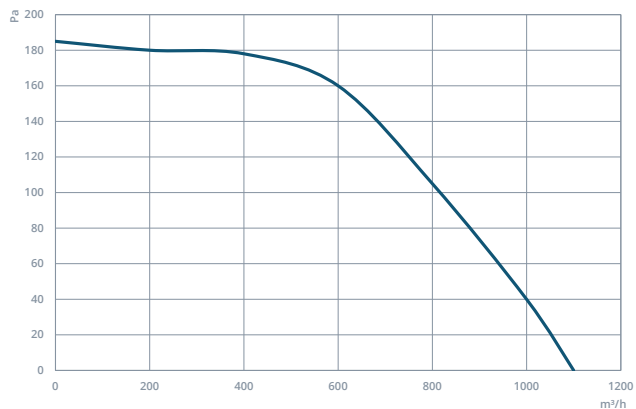
DRAWING



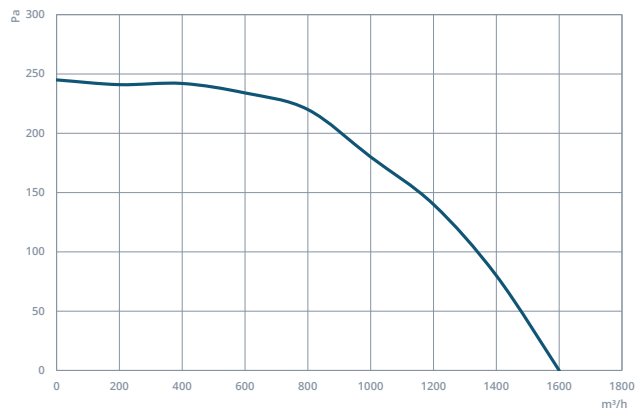
MODEL	A (mm)	B (mm)	C (mm)	D (mm)	E (mm)	F (mm)
SAL 280	500	500	700	250	180	225
SAL 315	500	500	700	250	180	225
SAL 355	585	600	800	250	225	350
SAL 400	570	670	840	280	245	290
SAL 450	635	780	920	400	285	310
SAL 500	635	800	940	400	285	320
SAL 560	665	830	950	400	285	320
SAL 630	710	880	1025	450	300	370
SAL 710	710	880	1150	450	300	370

PERFORMANCE CURVES

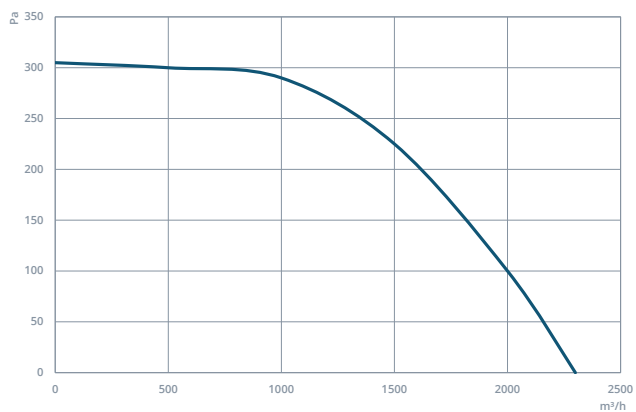
SAL 280



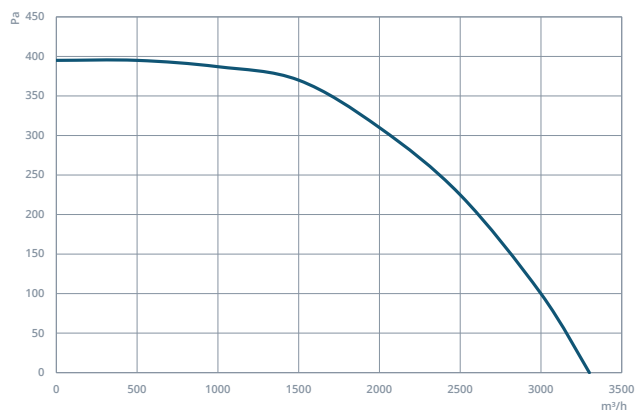
SAL 315



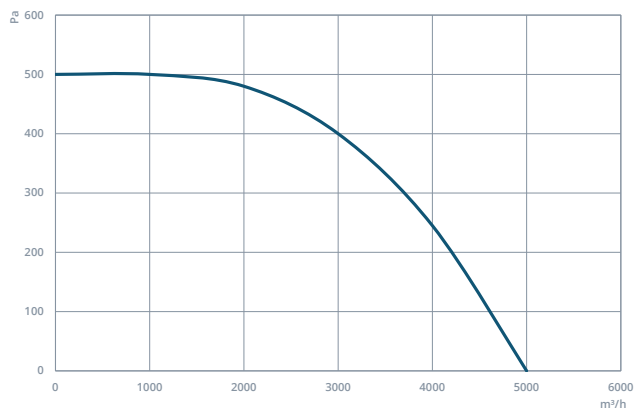
SAL 355



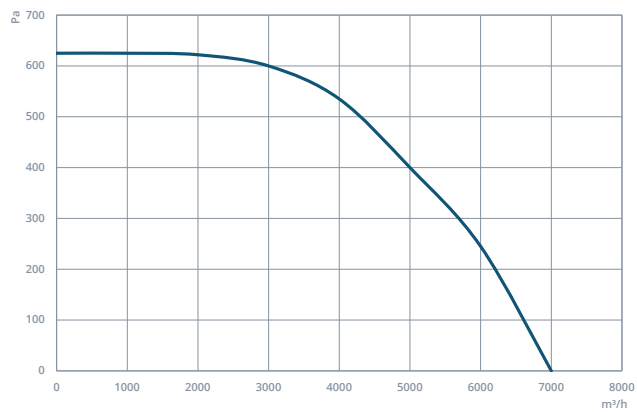
SAL 400



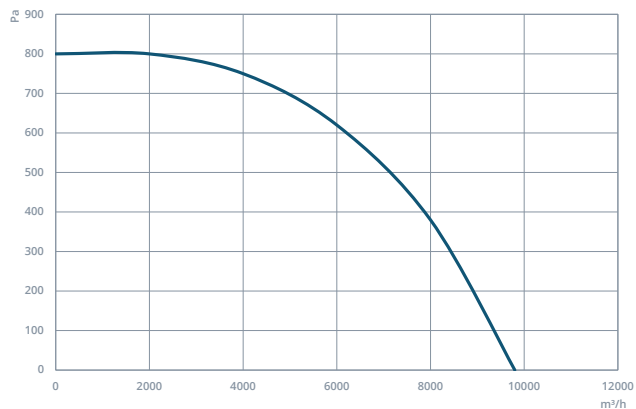
SAL 450



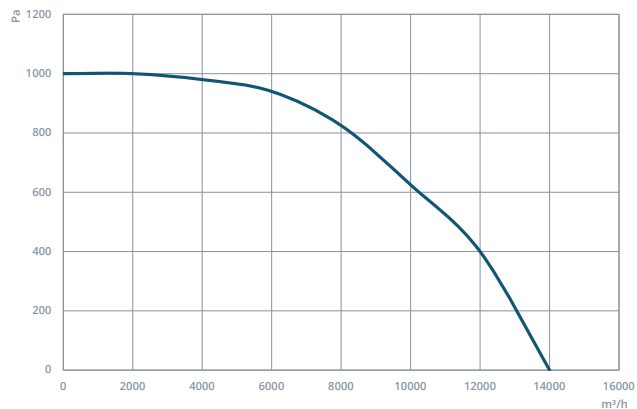
SAL 500



SAL 560

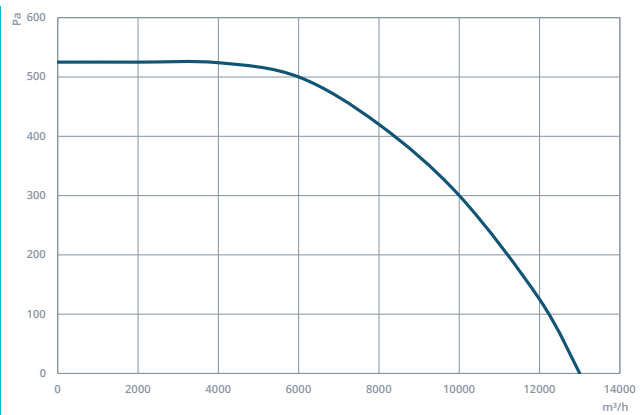


SAL 630



PERFORMANCE CURVES

SAL 710





**E HEATING
BOILER
SERVICE**

A

S

VEN

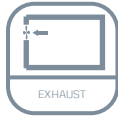
TILA

Y

TION

► KAZ - Single Inlet Centrifugal Fan With Aluminium Body

KAZ fans with their aluminium injected bodies, forward-curved impeller and small size can be used in boilers. Using with BAXI fans it allows BAXI to be used in high-temperature for continuous use.



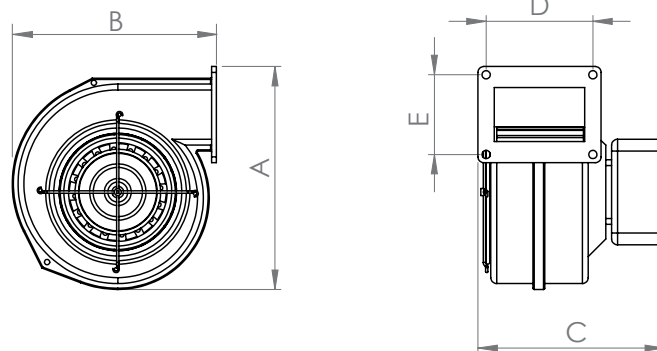
MOTOR INSULATION CLASS	F CLASS
MOTOR PROTECTION CLASS	IP 44
MOTOR EFFICIENCY CLASS	-
MOTOR ENCLOSURE TYPE	EXTERNAL ROTOR MOTOR
MOTOR BRAND	KAYI
BODY MATERIAL	ALUMINIUM
BODY COATING	NONE
IMPELLER MATERIAL	GALVANIZED SHEET METAL
DUTY CYCLE	IEC Duty Cycle-S1
WORKING TEMPERATURE	-20 - +50 °C
STANDARDS	IEC-60335-2-80, ISO 1940-1



MODEL	VOLTAGE (V)	FREQUENCY (Hz)	POWER (W)	REVOLUTION (rpm)	FLOW RATE (m³/h)	NOISE LEVEL (dB(A))
KAZ 120	230	50	84	2.450	275	45
KAZ 140	230	50	137	2.265	485	47
KAZ 160	230	50	193	2.100	600	50

Values are for 0 Pa.

DRAWING



MODEL	A (mm)	B (mm)	C (mm)	D (mm)	E (mm)
KAZ 120	190	175	160	100	70
KAZ 140	260	225	145	115	105
KAZ 160	260	225	145	115	105

E EFFICIENCY
ENVIRONMENT
SAVINGS

A

S

Y

**VEN
TILA
TION**



► IGK - Heat Recovery Unit

Heat recovery units has high efficiency cross-flow heat exchanger, low power using fans and with an easy plug and use system.



MOTOR INSULATION CLASS	F CLASS
MOTOR PROTECTION CLASS	IP 44
MOTOR EFFICIENCY CLASS	-
MOTOR ENCLOSURE TYPE	EXTERNAL ROTOR MOTOR
MOTOR BRAND	KAYI
BODY MATERIAL	GALVANIZED SHEET METAL
BODY COATING	NONE
IMPELLER MATERIAL	ALUMINIUM
DUTY CYCLE	IEC Duty Cycle-S1
WORKING TEMPERATURE	-20 - +50 °C
STANDARDS	IEC-60335-2-80, ISO 1940-1

MODEL	VOLTAGE (V)	FREQUENCY (Hz)	POWER (W)	REVOLUTION (rpm)	FLOW RATE (m³/h)	NOISE LEVEL (dB(A))
IGK 10	230	50	250	2.668	1.000	50
IGK 20	230	50	400	2.396	2.000	48
IGK 30	230	50	780	1.465	2.700	49
IGK 40	230	50	1.300	1.410	4.000	51
IGK 50	230	50	1.700	1.380	6.000	58

Values are for 0 Pa.

OPTIONS

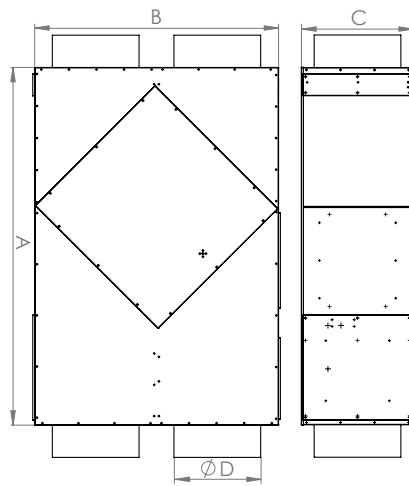


PANEL

HEATER

ELECTRIC HEATING CAN NOT BE USED WITHOUT A CONTROL PANEL.

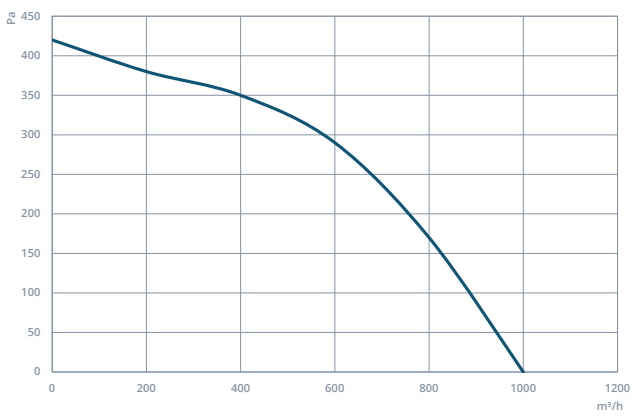
DRAWING



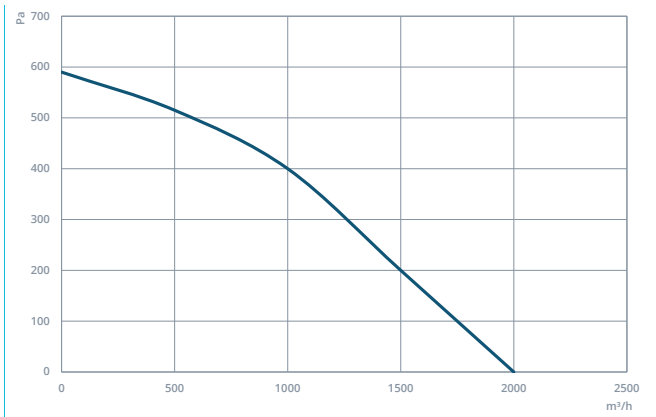
MODEL	A (mm)	B (mm)	C (mm)	D (mm)
IGK 10	967	760	320	250
IGK 20	1150	980	405	305
IGK 30	1540	1130	505	355
IGK 40	1650	1130	520	400
IGK 50	1850	1230	550	450

PERFORMANCE CURVES

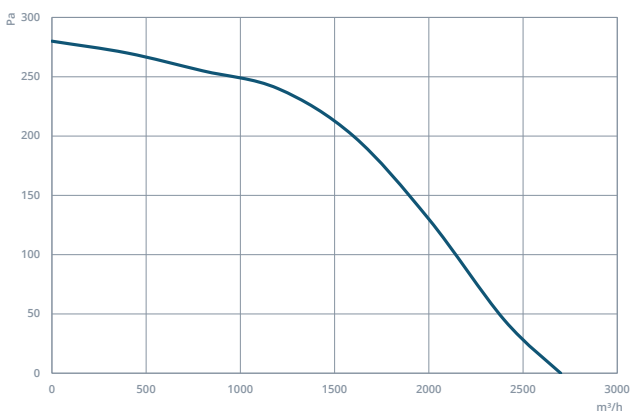
IGK 10



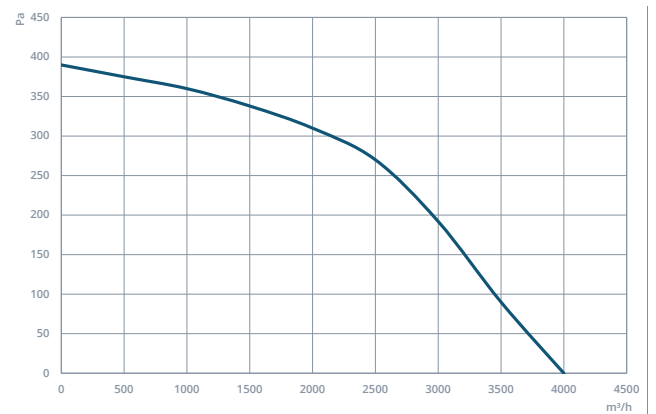
IGK 20



IGK 30

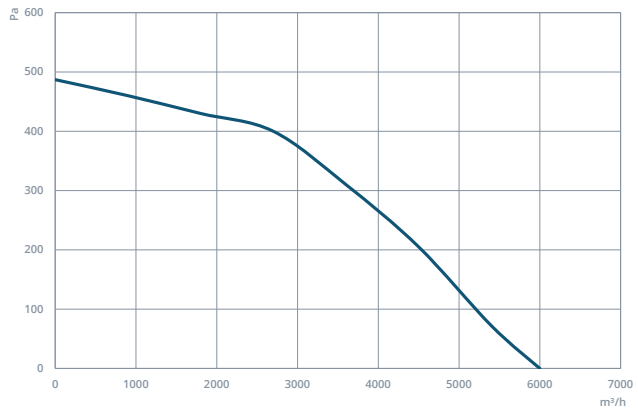


IGK 40



PERFORMANCE CURVES

IGK 50

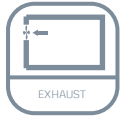




**E SHELTER
SAFETY
AIR
A
S
VENTILATION
Y**

► SHU - Shelter Ventilation Unit

Shelter ventilation units has a damper that allows air through different channels. First channel is for peace times which only has a G4 dust filter. The second channel is for war times which has G4 dust filter followed by an active carbon filter and the final filtering stage is NBC filter (Nuclear, biological and chemical fallout filter). SHU 3E has a crank which allows the unit to be used without electricity and just by manpower.



MOTOR INSULATION CLASS	F CLASS
MOTOR PROTECTION CLASS	IP 44
MOTOR EFFICIENCY CLASS	-
MOTOR ENCLOSURE TYPE	EXTERNAL ROTOR MOTOR
MOTOR BRAND	KAYI
BODY MATERIAL	GALVANIZED SHEET METAL
BODY COATING	NONE
IMPELLER MATERIAL	ALUMINIUM
DUTY CYCLE	IEC Duty Cycle-S1
WORKING TEMPERATURE	-20 - +50 °C
STANDARDS	IEC-60335-2-80, ISO 1940-1



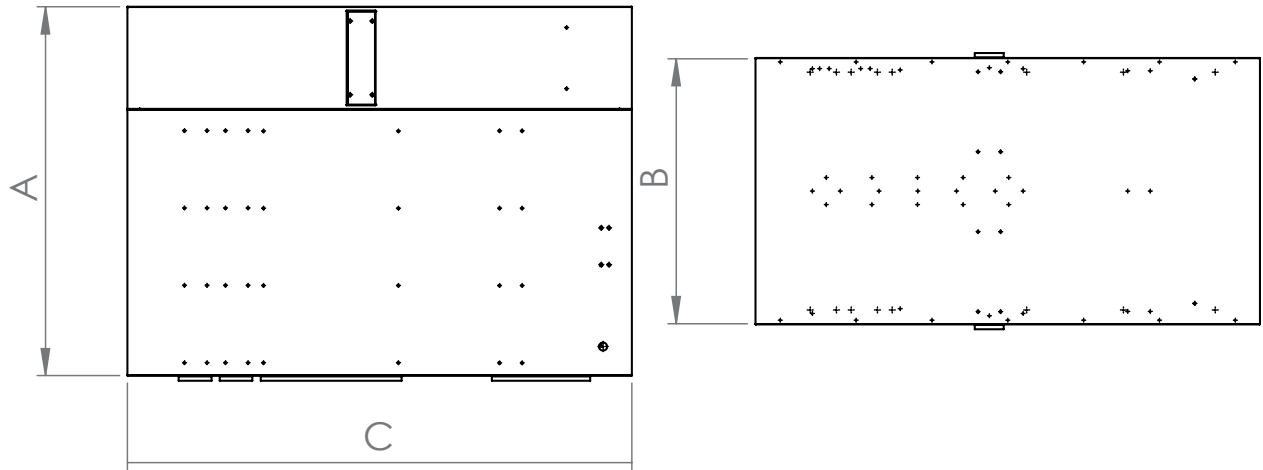
MODEL	VOLTAGE (V)	FREQUENCY (Hz)	POWER (W)	REVOLUTION (rpm)	FLOW RATE (m³/h)	NOISE LEVEL (dB(A))
SHU 3	230	50	150	2.710	300	50
SHU 5	230	50	150	2.680	500	52
SHU 7	230	50	150	2.712	700	55
SHU 9	230	50	260	2.712	900	56
SHU 13	230	50	260	2.610	1.300	60
SHU 18	230	50	480	1.465	1.800	62
SHU 30	230	50	640	1.420	3.000	64
SHU 36	230	50	900	1.365	3.600	66
SHU 43	380	50	1.430	1.370	4.300	68
SHU 54	380	50	1.430	1.320	5.400	72
SHU 3E	230	50	150	2.710	300	50

Values are for 0 Pa.

OPTIONS

LEAD SEPERATOR		LEAD CASING	
MODEL		MODEL	
SHU 3		SHU 3	
SHU 5		SHU 5	
SHU 7		SHU 7	
SHU 9		SHU 9	
SHU 13		SHU 13	
SHU 18		SHU 18	
SHU 30		SHU 30	
SHU 36		SHU 36	
SHU 43		SHU 43	
SHU 54		SHU 54	
SHU 3E		SHU 3E	

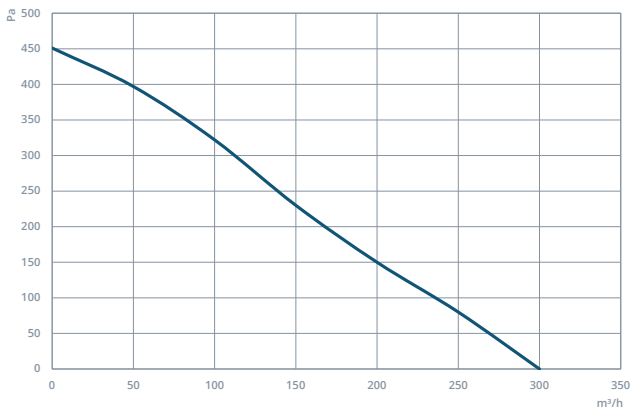
DRAWING



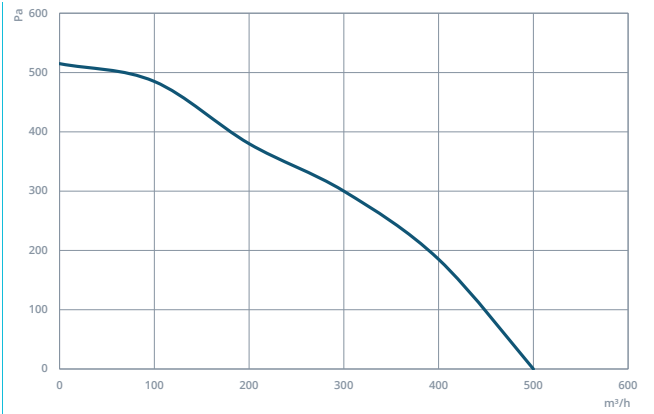
MODEL	A (mm)	B (mm)	C (mm)
SHU 3	400	300	1010
SHU 5	500	350	1250
SHU 7	500	350	1250
SHU 9	500	350	1250
SHU 13	900	350	1300
SHU 18	900	450	1280
SHU 30	900	650	1360
SHU 36	900	650	1360
SHU 43	900	650	1360
SHU 54	1300	650	1350
SHU 3E	600	400	1380

PERFORMANCE CURVES

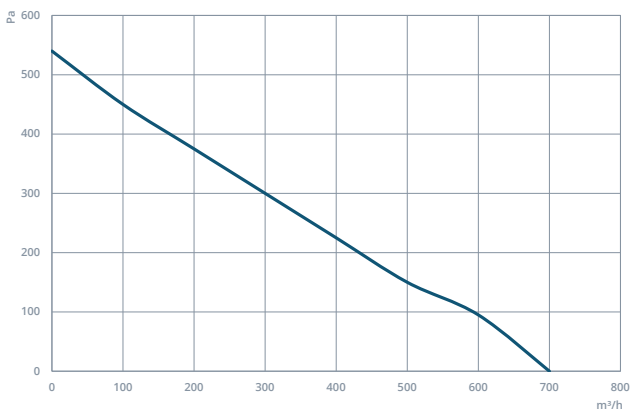
SHU 3



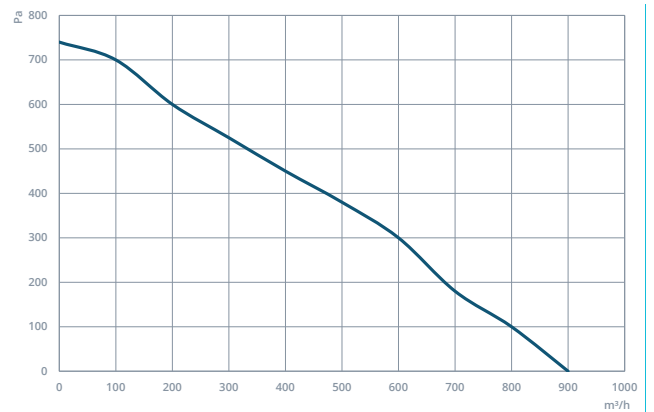
SHU 5



SHU 7

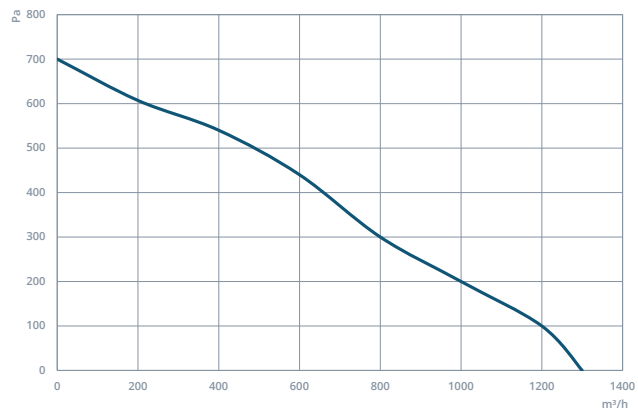


SHU 9

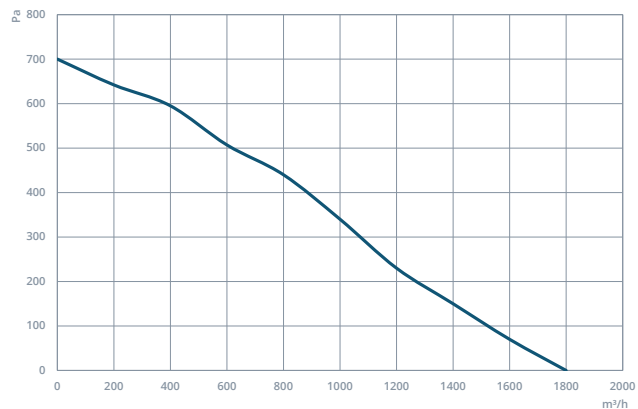


PERFORMANCE CURVES

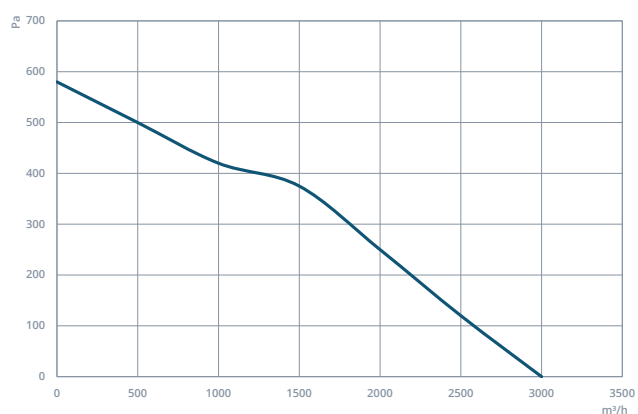
SHU 13



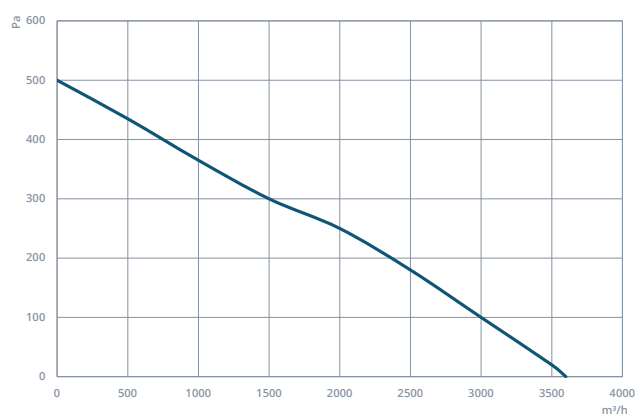
SHU 18



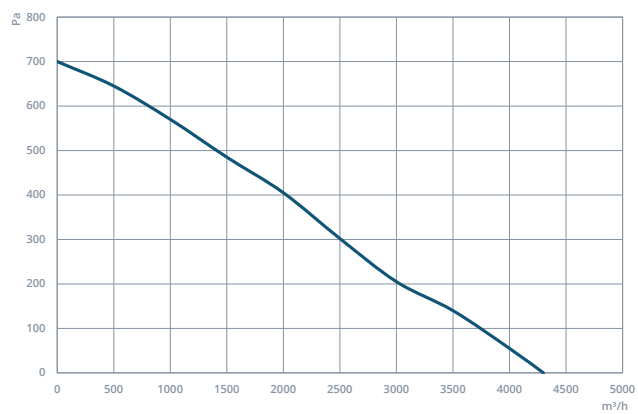
SHU 30



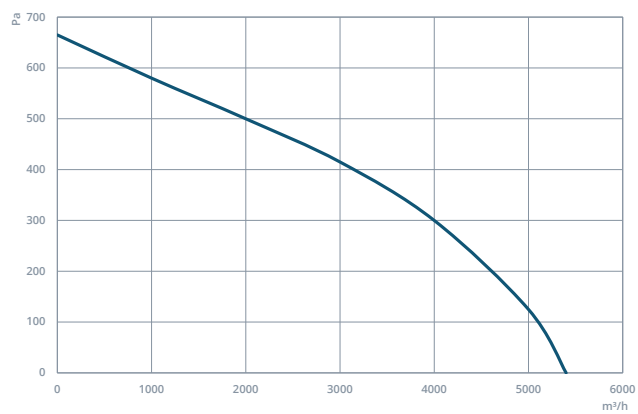
SHU 36



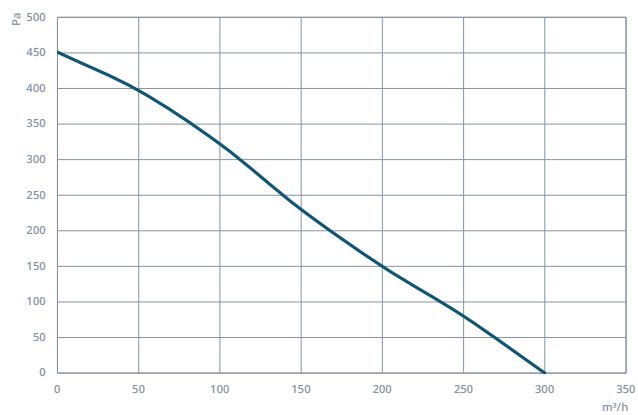
SHU 43



SHU 54



SHU 3E




A photograph of a Japanese restaurant kitchen. In the foreground, a grill is cooking skewers of meat, with a large plume of white steam rising from it. To the right, a counter is set with various dishes, including a bowl of ramen, a bowl of udon, and several glasses of beer. A Mario figurine is visible on the counter. The background shows a stainless steel wall and a wooden structure. The text 'E FILTER ODOR INSTALL A S V E N T I L A T I O N Y' is overlaid in large white letters on a blue border.

**E FILTER
ODOR
INSTALL
A
S V E N
T I L A
T I O N
Y**

► FFU - Fan Filter Unit

FFUs are delivered with a G4 dust filter and an active carbon filter. The filters can be changed optionally at production and a third filter also can be added.



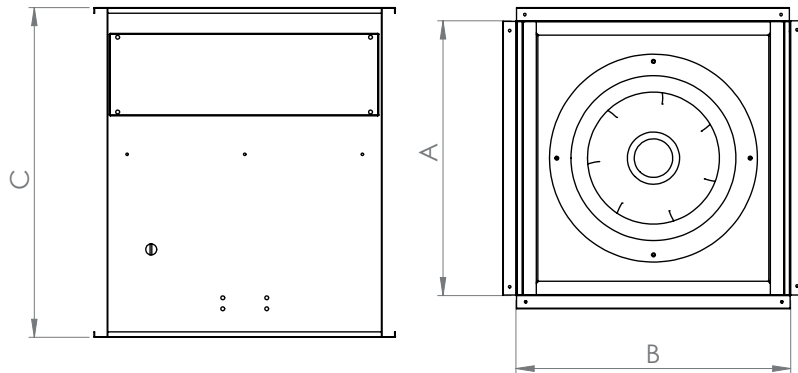
MOTOR INSULATION CLASS	F CLASS
MOTOR PROTECTION CLASS	IP 44
MOTOR EFFICIENCY CLASS	-
MOTOR ENCLOSURE TYPE	EXTERNAL ROTOR MOTOR
MOTOR BRAND	KAYI
BODY MATERIAL	GALVANIZED SHEET METAL
BODY COATING	NONE
IMPELLER MATERIAL	ALUMINIUM
DUTY CYCLE	IEC Duty Cycle-S1
WORKING TEMPERATURE	-20 - +50 °C
STANDARDS	IEC-60335-2-80, ISO 1940-1



MODEL	VOLTAGE (V)	FREQUENCY (Hz)	POWER (W)	REVOLUTION (rpm)	FLOW RATE (m³/h)	NOISE LEVEL (dB(A))
FFU 5	230	50	85	2.722	665	50
FFU 10	230	50	122	2.670	950	52
FFU 20	230	50	210	2.580	1.665	54
FFU 30	230	50	380	1.420	3.230	56
FFU 40	230	50	690	1.365	4.655	58

Values are for 0 Pa.

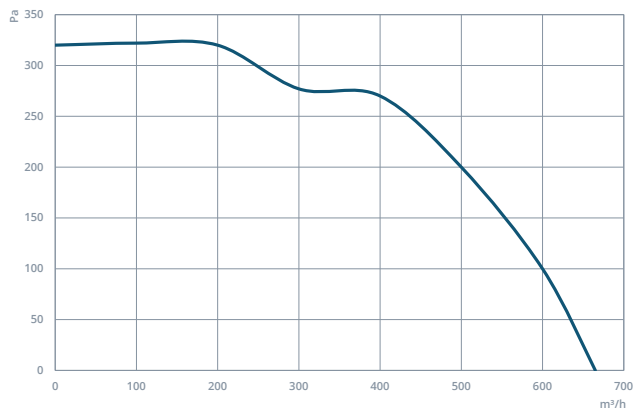
DRAWING



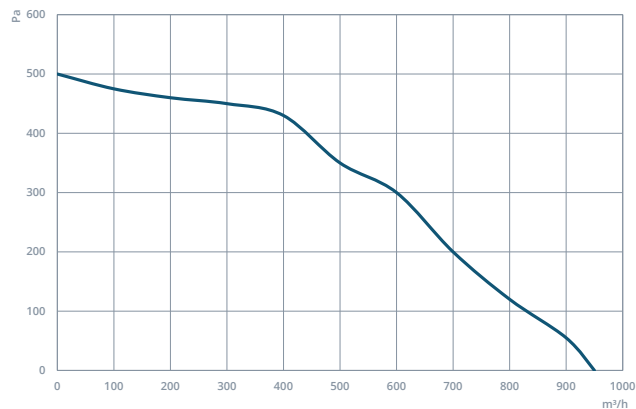
MODEL	A (mm)	B (mm)	C (mm)
FFU 5	300	300	500
FFU 10	350	350	500
FFU 20	400	400	500
FFU 30	450	450	600
FFU 40	500	500	600

PERFORMANCE CURVES

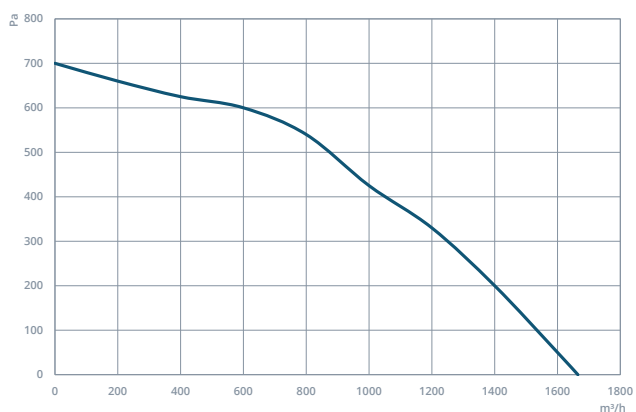
FFU 5



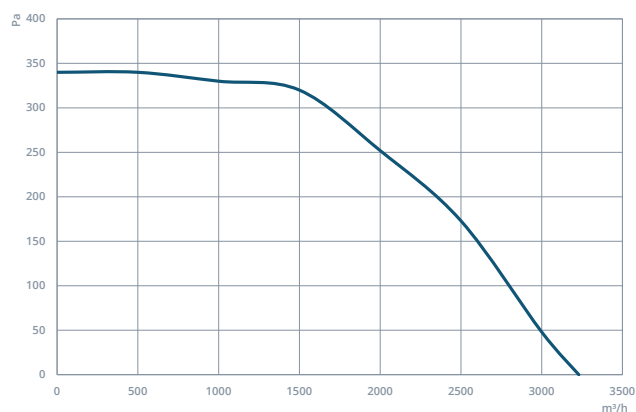
FFU 10



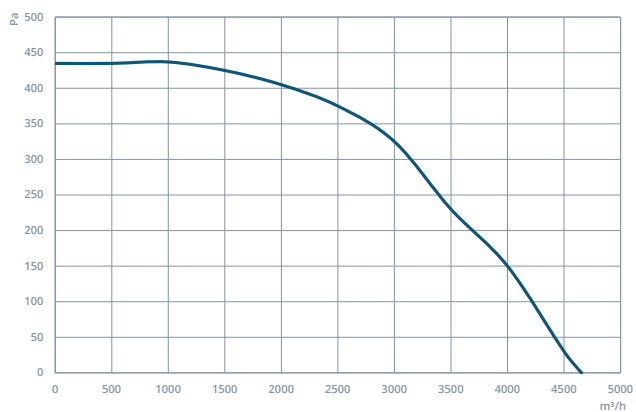
FFU 20



FFU 30



FFU 40




► FFUH - Fan Filter Unit With HEPA Filter

FFUH has a G4, carbon and H13 HEPA filter. This allows it to keep the dust, odor and small particles out of the air supplied.



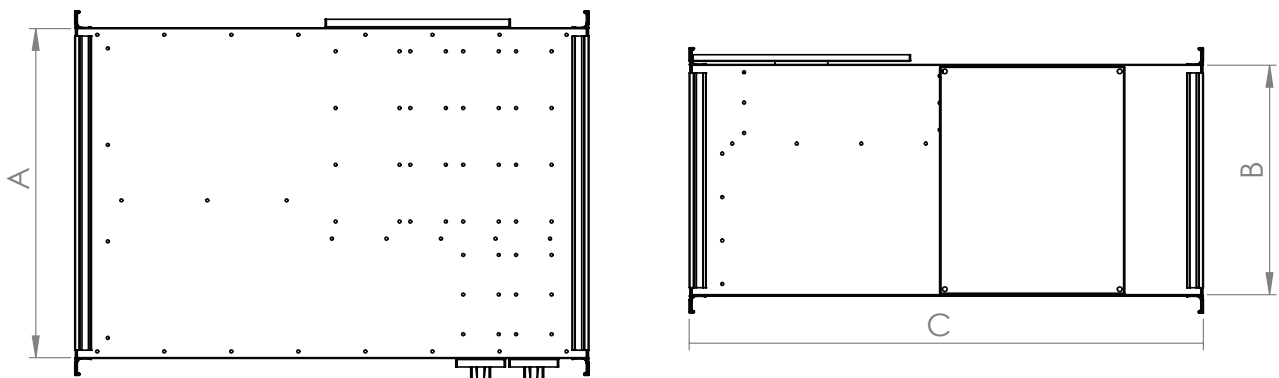
MOTOR INSULATION CLASS	F CLASS
MOTOR PROTECTION CLASS	IP 44
MOTOR EFFICIENCY CLASS	-
MOTOR ENCLOSURE TYPE	EXTERNAL ROTOR MOTOR
MOTOR BRAND	KAYI
BODY MATERIAL	GALVANIZED SHEET METAL
BODY COATING	NONE
IMPELLER MATERIAL	ALUMINIUM
DUTY CYCLE	IEC Duty Cycle-S1
WORKING TEMPERATURE	-20 - +50 °C
STANDARDS	IEC-60335-2-80, ISO 1940-1



MODEL	VOLTAGE (V)	FREQUENCY (Hz)	POWER (W)	REVOLUTION (rpm)	FLOW RATE (m³/h)	NOISE LEVEL (dB(A))
FFUH 10	230	50	104	2.675	800	50
FFUH 20	230	50	130	2.685	1.500	52
FFUH 30	230	50	180	2.615	2.000	54

Fan Values at 0 Pa

DRAWING



MODEL	A (mm)	B (mm)	C (mm)
FFUH 10	500	350	780
FFUH 20	500	350	800
FFUH 30	600	400	920

E PATHOGEN
E MOVE
A UPKEEP
S VENTILATION
Y TION



► HTUY - Floor Type Air Cleaning Unit

Floor-type air-cleaning units have H13 HEPA filters which can stop viruses, bacteria, pathogens, and other particles as little as 300 nanometers (0,00003 cm) up to 99,97%. The G4 filter keeps the HEPA filter from clogging.

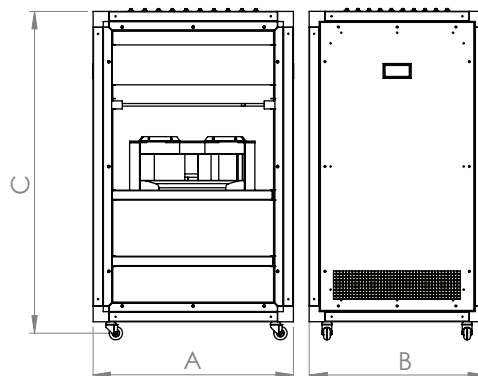


MOTOR INSULATION CLASS	F CLASS
MOTOR PROTECTION CLASS	IP 44
MOTOR EFFICIENCY CLASS	-
MOTOR ENCLOSURE TYPE	EXTERNAL ROTOR MOTOR
MOTOR BRAND	KAYI
BODY MATERIAL	GALVANIZED SHEET METAL
BODY COATING	ELECTRO-STATIC POWDER COATING
IMPELLER MATERIAL	ALUMINIUM
DUTY CYCLE	IEC Duty Cycle-S1
WORKING TEMPERATURE	-20 - +50 °C
STANDARDS	IEC-60335-2-80, ISO 1940-1

MODEL	VOLTAGE (V)	FREQUENCY (Hz)	POWER (W)	REVOLUTION (rpm)	FLOW RATE (m³/h)	NOISE LEVEL (dB(A))
HTUY 457	230	50	104	2.675	340	43
HTUY 610	230	50	180	2.615	600	48

Fan Values at 0 Pa

DRAWING



MODEL	A (mm)	B (mm)	C (mm)
HTUY 457	605	515	1225
HTUY 610	755	665	1225

E **P** **A** **T** **H** **O** **G** **E** **N**
E **I** **N** **S** **T** **A** **L** **L**
U **P** **K** **E** **E** **P**
A
S **V** **E** **N**
T **I** **L** **A**
Y **T** **I** **O** **N**



► HTUT - Ceiling Type Air Cleaning Unit

Ceiling-type air-cleaning units have H13 HEPA filters which can stop viruses, bacteria, pathogens, and other particles as little as 300 nanometers (0,00003 cm) up to 99,97%. The G4 filter keeps the HEPA filter from clogging.

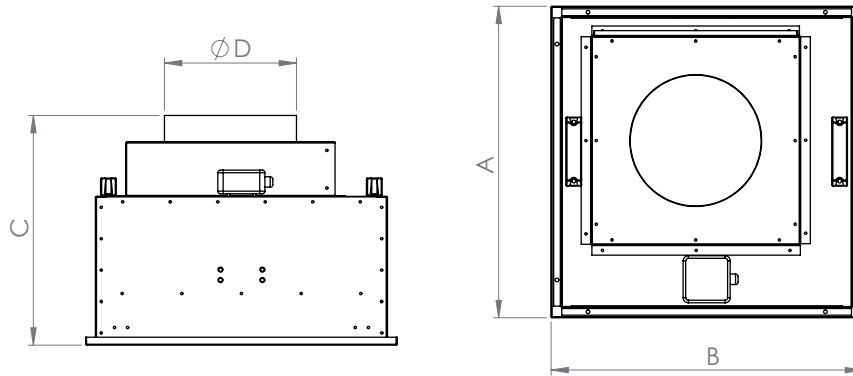


MOTOR INSULATION CLASS	F CLASS
MOTOR PROTECTION CLASS	IP 44
MOTOR EFFICIENCY CLASS	-
MOTOR ENCLOSURE TYPE	EXTERNAL ROTOR MOTOR
MOTOR BRAND	KAYI
BODY MATERIAL	GALVANIZED SHEET METAL
BODY COATING	ELECTRO-STATIC POWDER COATING
IMPELLER MATERIAL	ALUMINIUM
DUTY CYCLE	IEC Duty Cycle-S1
WORKING TEMPERATURE	-20 - +50 °C
STANDARDS	IEC-60335-2-80, ISO 1940-1



MODEL	VOLTAGE (V)	FREQUENCY (Hz)	POWER (kW)	REVOLUTION (rpm)	FLOW RATE (m³/h)	NOISE LEVEL (dB(A))
HTUT 13	230	50	0,25	2.362	1.200	58
Fan Values at 0 Pa						

DRAWING



MODEL	A (mm)	B (mm)	C (mm)	D (mm)
HTUT 13	595	595	440	250

E
H
Y
G
I
E
N
E
H
E
P
A
F
I
L
T
E
R

A

S

V
E
N
T
I
L
A
T
I
O
N




► HFFU - Hygienic Fan Filter Unit

HFFUs can be used in places like hospital and medicine factories where ventilation should be much more hygienic than normal. With INOX sheet body and HEPA filter, HFFU is the best choice for those places. G4 filters at the front allows HEPA filter to be operational for a long time.



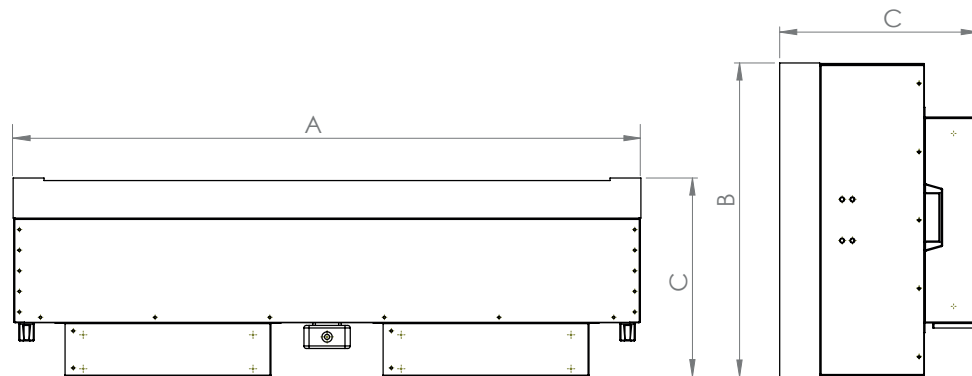
MOTOR INSULATION CLASS	F CLASS
MOTOR PROTECTION CLASS	IP 44
MOTOR EFFICIENCY CLASS	-
MOTOR ENCLOSURE TYPE	EXTERNAL ROTOR MOTOR
MOTOR BRAND	KAYI
BODY MATERIAL	AISI 304
BODY COATING	NONE
IMPELLER MATERIAL	ALUMINIUM
DUTY CYCLE	IEC Duty Cycle-S1
WORKING TEMPERATURE	-20 - +50 °C
STANDARDS	IEC-60335-2-80, ISO 1940-1



MODEL	VOLTAGE (V)	FREQUENCY (Hz)	POWER (W)	REVOLUTION (rpm)	FLOW RATE (m³/h)	NOISE LEVEL (dB(A))
HFFU 610-610	230	50	125	2.410	600	60
HFFU 610-1220	230	50	270	2.410	1.200	68

Fan Values at 0 Pa

DRAWING



MODEL	A (mm)	B (mm)	C (mm)	D (mm)
HFFU 610-610	610	610	386	200
HFFU 610-1220	1220	610	386	200

**E BATHROOM
INSTALL
USE**

A

S

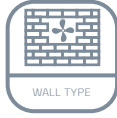
Y

**VEN
TILA
TION**



► BAF - Bathroom Fan

High quality PP materials are used in the production of BAFs. They can be used in bathroom walls or windows. Not suitable for ceiling mounting.



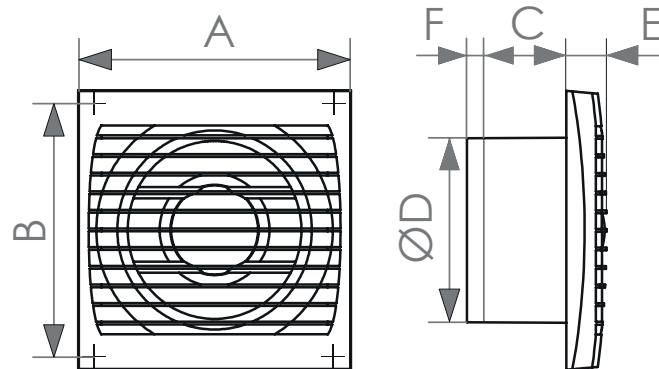
MOTOR INSULATION CLASS	F CLASS
MOTOR PROTECTION CLASS	IP 25
MOTOR EFFICIENCY CLASS	IE2
MOTOR ENCLOSURE TYPE	EXTERNAL ROTOR MOTOR
MOTOR BRAND	-
BODY MATERIAL	ABS PLASTIC
BODY COATING	ABS PLASTIC
IMPELLER MATERIAL	ABS PLASTIC
DUTY CYCLE	IEC Duty Cycle-S1
WORKING TEMPERATURE	-20 - +50 °C
STANDARDS	IEC-60335-2-80, ISO 1940-1



MODEL	VOLTAGE (V)	FREQUENCY (Hz)	POWER (W)	REVOLUTION (rpm)	FLOW RATE (m³/h)	NOISE LEVEL (dB(A))
BAF 100	230	50	14	2.800	97	35
BAF 125	230	50	16	2.800	183	36
BAF 150	230	50	16	2.800	290	38

Values are for 0 Pa

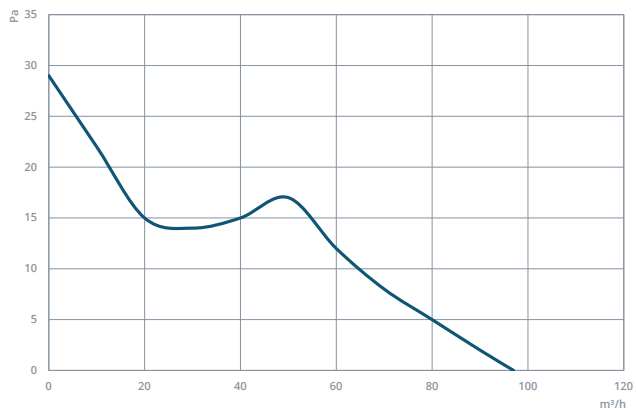
DRAWING



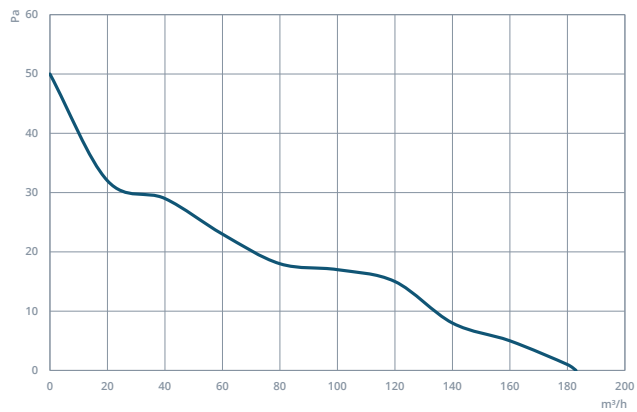
MODEL	A (mm)	B (mm)	C (mm)	D (mm)	E (mm)	F (mm)
BAF 100	150	135	55	100	22	7
BAF 125	175	160	61	125	23	8,5
BAF 150	200	185	62	150	24	10

PERFORMANCE CURVES

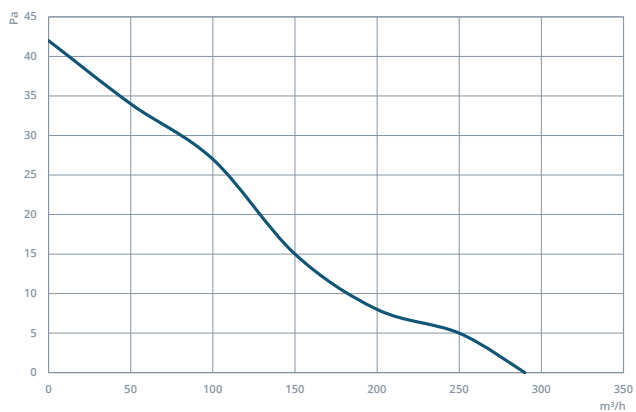
BAF 100



BAF 125

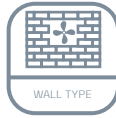
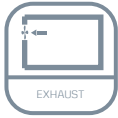


BAF 150



► SEF - Silent Bathroom Fan

High quality ABS materials are used in the production of SEFs. They can be used in bathroom walls or windows. With a low-noise level they won't be disturbing the occupants.



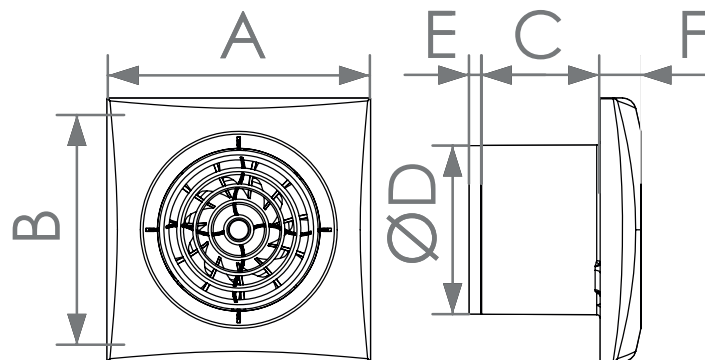
MOTOR INSULATION CLASS	F CLASS
MOTOR PROTECTION CLASS	IP 25
MOTOR EFFICIENCY CLASS	IE2
MOTOR ENCLOSURE TYPE	EXTERNAL ROTOR MOTOR
MOTOR BRAND	-
BODY MATERIAL	ABS PLASTIC
BODY COATING	NONE
IMPELLER MATERIAL	ABS PLASTIC
DUTY CYCLE	IEC Duty Cycle-S1
WORKING TEMPERATURE	-20 - +50 °C
STANDARDS	IEC-60335-2-80, ISO 1940-1



MODEL	VOLTAGE (V)	FREQUENCY (Hz)	POWER (W)	REVOLUTION (rpm)	FLOW RATE (m³/h)	NOISE LEVEL (dB(A))
SEF 100	230	50	8,4	2.800	90	25
SEF 125	230	50	10	2.800	180	30

Values are for 0 Pa

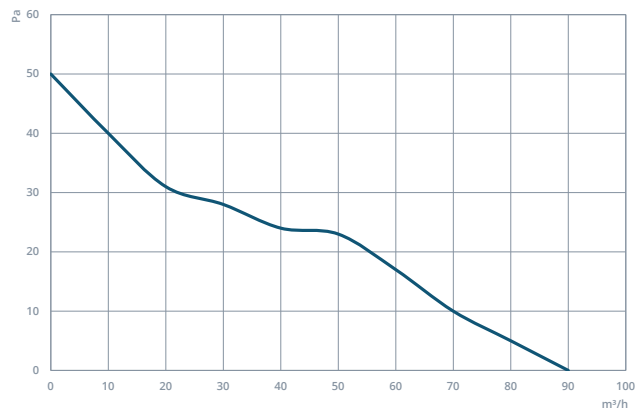
DRAWING



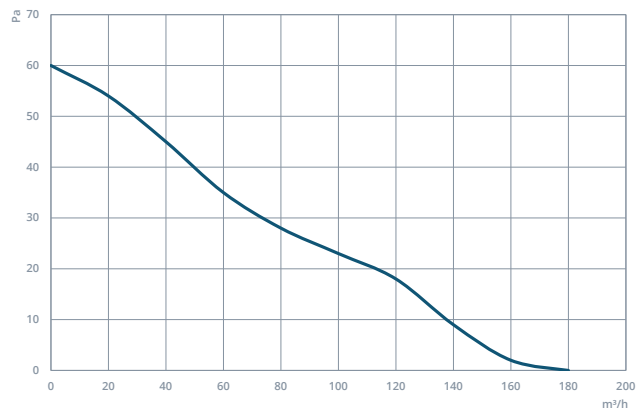
MODEL	A (mm)	B (mm)	C (mm)	D (mm)	E (mm)	F (mm)
SEF 100	155	135	70	100	7	24
SEF 125	175	155	78	125	8,5	24

PERFORMANCE CURVES

SEF 100



SEF 125

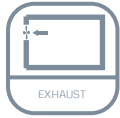


► YUF - Circular Bathroom Fan

High quality PP materials are used in the production of YUFs. They can be used in bathroom walls or windows.



PRESSURIZATION



EXHAUST



DUCT TYPE



MOTOR IN THE AIRSTREAM

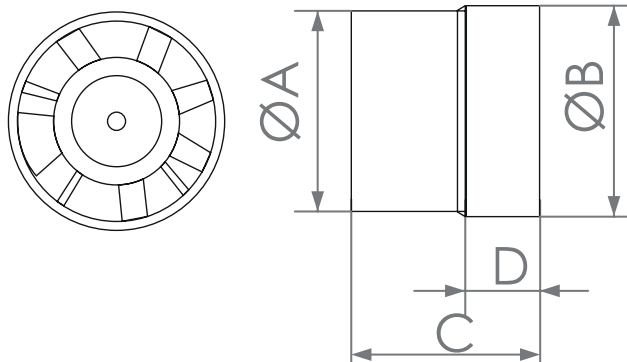


MOTOR INSULATION CLASS	F CLASS
MOTOR PROTECTION CLASS	IP 25
MOTOR EFFICIENCY CLASS	IE2
MOTOR ENCLOSURE TYPE	EXTERNAL ROTOR MOTOR
MOTOR BRAND	-
BODY MATERIAL	PP PLASTIC
BODY COATING	NONE
IMPELLER MATERIAL	PP PLASTIC
DUTY CYCLE	IEC Duty Cycle-S1
WORKING TEMPERATURE	-20 - +50 °C
STANDARDS	IEC-60335-2-80, ISO 1940-1

MODEL	VOLTAGE (V)	FREQUENCY (Hz)	POWER (W)	REVOLUTION (rpm)	FLOW RATE (m³/h)	NOISE LEVEL (dB(A))
YUF 100	230	50	14	2.800	107	35
YUF 125	230	50	18	2.800	190	36
YUF 150	230	50	22	2.800	300	38

Values are for 0 Pa

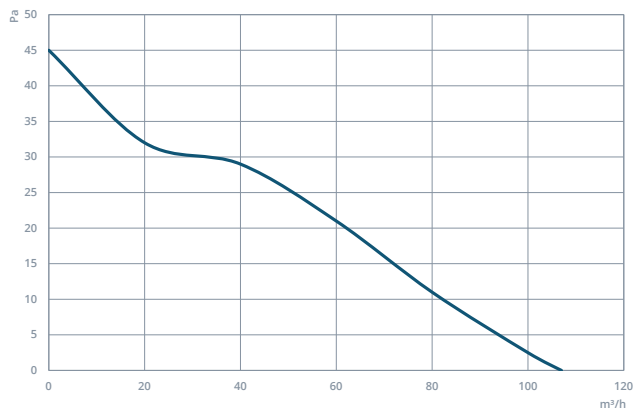
DRAWING



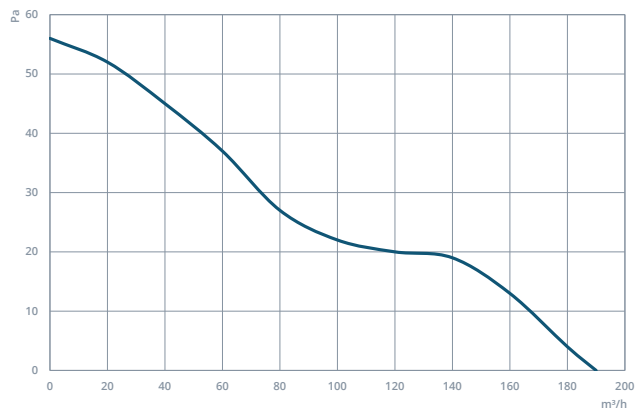
MODEL	A (mm)	B (mm)	C (mm)	D (mm)
YUF 100	100	103	80	30
YUF 125	125	128	87	30
YUF 150	150	153	101	35

PERFORMANCE CURVES

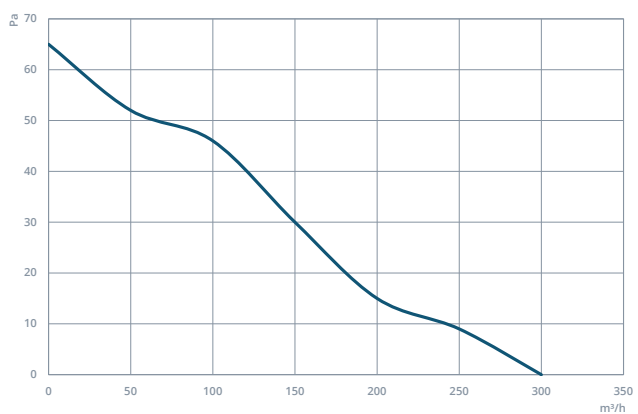
YUF 100



YUF 125



YUF 150



► Fan Control Units

Single-Phase Fan Speed Controller



Controllers can be used to control the revolution for single-phase fans.

MODEL
KHA 2,5 A
KHA 5,0 A
KHA 7,5 A
KHA 10,0 A

Three-Phase Frequency Converter



Danfoss brand FC280 controller can be used to control the revolution for three-phase motors. It is optional to get the model which allows three-phase motors to be used with single-phase outlets. Keypad price is included.

MODEL
0,55 kW
0,75 kW
1,10 kW
1,50 kW
2,20 kW
3,00 kW
4,00 kW
5,50 kW
7,50 kW
11,00 kW
15,00 kW
18,50 kW
22,00 kW
30,00 kW
37,00 kW
45,00 kW



KM

Centrifugal Fan
With Motor

Ø180 - Ø560 Diameters
520 m³/h - 9.300 m³/h Flow Rate



K

Centrifugal
Fan

Ø280 - Ø710 Diameters
1.100 m³/h - 14.000 m³/h Flow Rates

PLEASE ASK PRICES FOR OEM PARTS

► Disc Valves

Plastic Disc Valve

CONNECTION DIAMETER (mm)	FLOW RATE (m ³ /h)
100	120
125	175
150	250
200	350




Metal Disc Valve

CONNECTION DIAMETER (mm)	FLOW RATE (m ³ /h)
100	120
125	175
150	250
200	350



Plastic Disc Valve With Lighting

CONNECTION DIAMETER (mm)	FLOW RATE (m ³ /h)
100	120



► SER - Greenhouse Fan

SERs are used for the ventilation of greenhouses in various forms

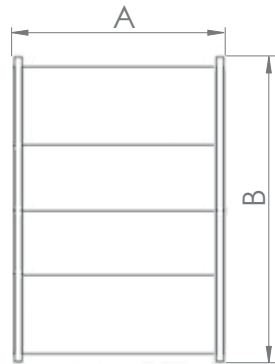


MOTOR YALITIM SINIFI	F SINIFI
MOTOR KORUMA SINIFI	IP 55
MOTOR VERİM SINIFI	IE2-IE3
MOTOR TİPİ	TEFC
MOTOR MARKASI	GAMAK-VOLT-WATT
GÖVDE MALZEMESİ	GALVANİZE SAC
GÖVDE KAPLAMASI	YOK
PERVANE MALZEMESİ	GALVANİZE SAC
GÖREV DÖNGÜSÜ	IEC Duty Cycle-S1
ÇALIŞMA SICAKLIĞI	-20 - +50 °C
STANDARTLAR	IEC-60335-2-80, ISO 1940-1

MODEL	VOLTAGE (V)	FREQUENCY (Hz)	POWER (W)	REVOLUTION (rpm)	FLOW RATE (m³/h)	NOISE LEVEL (dB(A))
SER 350	230	50	180	1.365	4.100	73
SER 400	230	50	250	1.365	5.890	73
SER 500	230	50	250	1.365	7.400	75
SER 600	230	50	370	1.365	8.900	78

Values are at 0 Pa

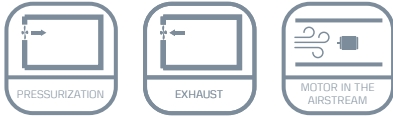
DRAWING



MODEL	A (mm)	B (mm)
SER 350	360	500
SER 400	410	500
SER 500	510	500
SER 600	610	500

► TAV - Poultry Fan

TAVs can be used in various parts of farms.



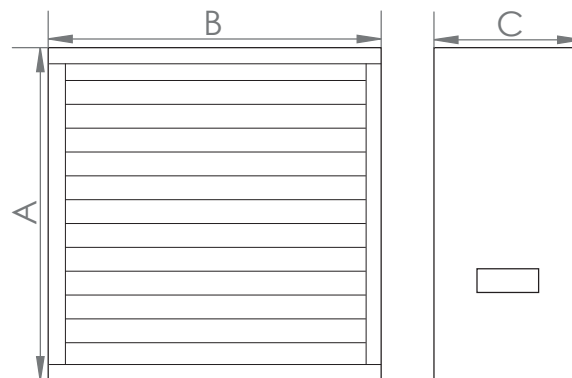
MOTOR INSULATION CLASS	F CLASS
MOTOR PROTECTION CLASS	IP 55
MOTOR EFFICIENCY CLASS	IE2-IE3
MOTOR ENCLOSURE TYPE	TEFC
MOTOR BRAND	VOLT
BODY MATERIAL	GALVANIZED SHEET METAL
BODY COATING	NONE
IMPELLER MATERIAL	ALUMINIUM
DUTY CYCLE	IEC Duty Cycle-S1
WORKING TEMPERATURE	-20 - +50 °C
STANDARDS	IEC-60335-2-80, ISO 1940-1



MODEL	VOLTAGE (V)	FREQUENCY (Hz)	POWER (W)	REVOLUTION (rpm)	FLOW RATE (m³/h)	NOISE LEVEL (dB(A))
TAV 100	380	50	370	610	22.500	63
TAV 140	380	50	1.100	439	44.500	65

Values are at 0 Pa


DRAWING



MODEL	A (mm)	B (mm)	C (mm)
TAV 100	960	960	400
TAV 140	1390	1390	400


MOTOR

0,18 kW to 45 kW





BODY

Ø315 to Ø1120



MOUNT

For 0,18 kW to 45 kW Motors




IMPELLER

Ø315 to Ø1250, 5, 8, 12, 16 Blades
Plastic or Aluminium

PLEASE ASK PRICES OF OEM PARTS

► Circular Duct Accessories

Back Draft Damper



DIA.METER (mm)
100
125
150
200
250
315

Round Damper With Lever



DIA. (mm)	FLOW (m³/h)	LENGTH (mm)
100	250	170
125	350	170
150	450	170
200	800	170
250	1200	170
315	1800	170
355	2200	355
400	2900	400

Ask for the prices of the bigger sizes.

► Sound Attenuator

Rectangular Duct Attenuator



Circular Duct Attenuator

